

Quick Base Release Notes

2014

There were eleven Quick Base product releases in 2014:

Date	Highlights
February 16th	Staff picks in QuickBase Exchange
March 16th	<i>Bugfixes only</i>
April 27th	New table icons, ToDate() formula function to support DD/MM/YY format
May 18th	<i>Bugfixes only</i>
June 15th	Group APIs
July 13th	Address field improvements
August 10th	New user picker, performance analyzer
September 14th	<i>Bugfixes only</i>
October 12th	User management and search and replace improvements
November 9th	Streamlined process for promoting a user to app manager
December 7th	Renamed the “My preferences & profile” menu to “My preferences”

February 2014 Release Notes [\[return to top\]](#)

This document describes our February 16, 2014 QuickBase release.

Do you have an idea for improving QuickBase? You can share your suggestions by either clicking the orange **feedback** tab on the My Apps page, or visiting the Customer Feedback for Intuit QuickBase forum (<http://quickbase.uservoice.com>).

What's New in QuickBase?

This section describes the changes that appear in QuickBase for the February release.

QuickBase Exchange: Staff Picks

QuickBase Exchange now highlights apps chosen as Staff Picks by our QuickBase staff. These apps have a yellow bar showing to the right of the app listing in Exchange. Hover over the bar to show why this app was chosen. This information is also available from the Details page for the app.

The screenshot displays two app listings side-by-side. The left listing is for 'Team Coaching Tracker' by Eric Hansen, dated 29-OCT-13, with 11 downloads and a 5-star rating. The right listing is a zoomed-in view of the same app, featuring a yellow 'Staff Pick' callout box. The callout text reads: 'Staff Pick. This is a great app to help coach your team and manage their performance. Highly recommended!'. Both listings include a '+ Get this app' button and a 'Details' button with an information icon.

App Name	Author	Date	Downloads	Rating	Staff Pick	Description
Team Coaching Tracker	Eric Hansen	29-OCT-13	11	5 stars	Yes	This is a great app to help coach your team and manage their performance. Highly recommended!

To show a list of all the Staff Picks (most recent first), choose the **Staff Picks** category from the list shown on the QuickBase Exchange page.

The most recent Staff Picks also appear in a rotating display at the top of the QuickBase Exchange page.

Categories

- All
- Staff Picks
- Customer Support (33)
- Education (4)
- Examples (6)
- Finance (19)
- General (16)
- Health Care (6)
- Human Resources (34)
- Information Technology (35)
- Knowledge Management (18)

What's Fixed in QuickBase?

We're continuing to focus on quality and have fixed a number of bugs in this release. All QuickBase releases include bug fixes from previous releases.

Issue ID	Description
QBE004908	Making a Date field into a key field in a relationship created a reference field that had a Date/Time type. This issue has been resolved.
QBE005003	Email notifications were listed on the Field Usage tab using their ID rather than their name. This issue has been resolved.
QBE008153	Using the browser "Back" button to return to the Form Builder after saving a form didn't show the latest set of changes. This issue has been resolved.
QBE009028	Charts set to display a series showed the chart legend as blank if any of the filter criteria returned no results. This issue has been resolved.
QBE009034	Realms that had set the values for both the maximum number of failed attempts and the number of minutes for lockout to 0 had the potential for a user to be locked out because of a failed login on another server. This issue has been resolved.
QBE009062	Charts that used multiple filters returning disjoint sets of records showed the chart legend as blank. This issue has been resolved.
QBE009090	<i>(Google Chrome)</i> Attempting to copy information from a report on an app Home page would not work. This issue has been resolved.
QBE009115	Adding a record from a Calendar report in an app that used a date format other than the default caused the incorrect date values to be saved to the record. This issue has been resolved.
QBE009116	Reports sent as subscriptions did not use the specified form when the user edited or viewed a record from the report. This issue has been resolved.
QBE009129	Changes to the From address in notifications, subscriptions, and reminders were not saved. This issue has been resolved.
QBE009130	When using Grid Edit, portions of the buttons shown on the Page bar were not clickable. This issue has been resolved.
QBE009137	The email sent when an email address associated with an account has been changed to include the date and time of the change. Also, the email is now sent from notify@quickbase.com . These changes should make the purpose of the email clearer.

Issue ID	Description
QBE009147	Importing an XLSX or CSV file into an app that used a currency format with commas as decimals caused numeric values to be imported incorrectly. This issue has been resolved.
QBE009160	Importing an XLSX file into an app that used a date format other than MM-DD-YYYY or MM-DD-YY caused the dates to be imported incorrectly in some cases. This issue has been resolved.
QBE009161	<i>(Mozilla Firefox, Google Chrome)</i> When editing a Text widget, the toolbar would not appear if the browser language was set to a non-English language. This issue has been resolved.
QBE009178	Clicking Favorites while testing as a role that had no view or modify rights on any table in the app caused the Favorites list to be lost. This issue has been resolved.
QBE009221	Users in accounts on older service plans could not copy apps. This issue has been resolved.

March 2014 Release Notes [\[return to top\]](#)

This document describes our March 16, 2014 QuickBase release.

Do you have an idea for improving QuickBase? You can share your suggestions by either clicking the orange **feedback** tab on the My Apps page, or visiting the Customer Feedback for Intuit QuickBase forum (<http://quickbase.uservoice.com>).

What's Fixed in QuickBase?

We're continuing to focus on quality and have fixed a number of bugs in this release. All QuickBase releases include bug fixes from previous releases.

Issue ID	Description
QBE009075	The online help was not clear on the ramifications of creating a summary field in the master table of a cross-app relationship when app users did not have permission to view data from the detail table. This issue has been resolved.
QBE009206	Field names rather than field contents were being displayed for each record when an Open notification used <i>%RepeatOn%</i> and <i>%RepeatOff%</i> in the Multiple Record Version email. This issue has been resolved.
QBE009210	<i>(Internet Explorer 8)</i> Changes to button labels were not being saved. This issue has been resolved.
QBE009214	Creating or editing a report in a table containing a field name ending in "\" caused the Report Builder to become unresponsive. This issue has been resolved.
QBE009222	When an app was initially shared with Everyone on the Internet, the control to edit the group was shown. This issue has been resolved.
QBE009230	The online help did not mention that snapshot fields would change their "initial values" when another field was chosen as the reference field for the snapshot. This issue has been resolved.
QBE009234	Choosing to grid edit a summary report from an app home page, then customizing the report from Grid Edit mode caused QuickBase to crash. This issue has been resolved.
QBE009239	When a role had field-level permissions set to None for a field used as a dynamic filter, the Report Builder became unresponsive for that role. This issue has been resolved.

April 2014 Release Notes [\[return to top\]](#)

This document describes our April 27, 2014 QuickBase release.

Do you have an idea for improving QuickBase? You can share your suggestions by either clicking the orange **feedback** tab on the My Apps page, or visiting the Customer Feedback for Intuit QuickBase forum (<http://quickbase.uservoice.com>).

What's New in QuickBase?

This section describes the changes that appear in QuickBase for the April release.

Enhancements

Issue ID	Description
QBE008752	There are now more than 50 new QuickBase table icons, and the tags used for all icons have been examined and edited.
QBE009251	There is now a version of the <code>ToDate()</code> formula function that allows you to specify a text string and a date format to create a Date value formatted according to that text string. For example: <code>ToDate("04/07/2014", "DDMMYYYY")</code> takes the text string "04/07/2014" and returns a Date value of July 4, 2014.
QBE009323	A configuration option for an email notification with the Open permission type incorrectly implied that an Email Address type field could contain more than one email address. The list of options shown in the Notify Whom field when configuring a notification has been changed to remove that implication.

What's Fixed in QuickBase?

We're continuing to focus on quality and have fixed a number of bugs in this release. All QuickBase releases include bug fixes from previous releases.

Issue ID	Description
QBE007367	If a message containing HTML markup was displayed via a form rule, the markup would appear instead of the formatted text. This issue has been resolved.
QBE007725	If a form rule was used to copy special characters from a lookup field to a text field, the URL-encoded versions of those characters appeared in the text field. This issue has been resolved.
QBE009189	Checkboxes that had been set to read-only by a form rule displayed as the words "yes" or "no" on forms in edit mode. This issue has been resolved.

Issue ID	Description
QBE009236	If API_GetSchema was executed on a table that contained a lookup field of type Address, the address sub-fields were not labeled with <code>mode="lookup"</code> in the data returned from the API call. This issue has been resolved.
QBE009255	When a report filtered on a Date/Time field was emailed, the report sent did not filter on the time, only the date. This issue has been resolved.
QBE009271	Changes made to a Code page using the Search & replace in schema command were reverted after several hours had passed. This issue has been resolved.
QBE009272	The <code>ToFormattedText()</code> formula function returned incorrect results when the "none_dot" format was specified. This issue has been resolved.
QBE009329	In some cases, customers on new service plans were shown irrelevant information on the Summary tab of the Manage Billing Account page. This issue has been resolved.
QBE009338	The online help was corrected to reflect the fact that realm admins who have set IP address filtering are not allowed to sign in to QuickBase from IP addresses that are not in the filter.

May 2014 Release Notes [\[return to top\]](#)

This document describes our May 18, 2014 QuickBase release.

Do you have an idea for improving QuickBase? You can share your suggestions by either clicking the orange **feedback** tab on the My Apps page, or visiting the Customer Feedback for Intuit QuickBase forum (<http://quickbase.uservoice.com>).

What's Fixed in QuickBase?

We're continuing to focus on quality and have fixed a number of bugs in this release. All QuickBase releases include bug fixes from previous releases.

Issue ID	Description
QBE007007	When a group was added to an app, the number of users in the group was not shown. This issue has been resolved.
QBE009253	Several error messages related to reports have been updated to be more user-friendly.
QBE009363	A database query that was causing performance issues on the Manage Users page has been corrected.
QBE009369	Some Unlimited plan entitlements were shown as a negative number. This issue has been resolved.
QBE009373	Reminders were sent on the wrong day when the app date format was set to something other than MM-DD-YYYY. This issue has been resolved.

June 2014 Release Notes [\[return to top\]](#)

This document describes our June 15, 2014 QuickBase release.

Do you have an idea for improving QuickBase? You can share your suggestions by either clicking the orange **feedback** tab on the My Apps page, or visiting the Customer Feedback for Intuit QuickBase forum (<http://quickbase.uservoice.com>).

What's New in QuickBase?

New QuickBase APIs

The online *QuickBase HTTP API Guide* now includes several new APIs for QuickBase customers who would like to perform operations on groups of users:

- API_AddGroupToRole
- API_AddSubGroup
- API_AddUserToGroup
- API_ChangeGroupInfo
- API_CopyGroup
- API_CreateGroup
- API_DeleteGroup
- API_GetGroupRole
- API_GetUsersInGroup
- API_GrantedDBsForGroup
- API_GrantedGroups
- API_RemoveGroupFromRole
- API_RemoveSubgroup
- API_RemoveUserFromGroup

Account Admins Can Manage All Groups

Previously, account admins could not manage groups unless the group owner explicitly allowed access using the **Allow account managers to manage this group** option. This option has been removed and users can no longer set it using the Edit Group Properties dialog. Account admins can now manage all groups in their accounts.

What's Fixed in QuickBase?

We're continuing to focus on quality and have fixed a number of bugs in this release. All QuickBase releases include bug fixes from previous releases.

Issue ID	Description
QBE007585	When a user edited records with a Text – Multiple-choice field value containing spaces at the end of the value using Grid Edit, QuickBase displayed a false conflict resolution message and caused the browser to become unresponsive. This issue has been resolved.
QBE008591	<i>(Gmail only)</i> When email notifications in HTML format were set up to include a copy of the record, QuickBase included extra text after the record. This issue has been resolved.
QBE009040	On calendar reports set to display weekends, records for the last Saturday shown on the report were not listed. This issue has been resolved.
QBE009155	If a user is in a role that restricts which records they can view, Edit and View links did not appear on the hover display for a map report pin. This issue has been resolved.
QBE009285	In some cases, custom rules for viewing records still affected users in multiple roles, even when one of those roles could not view records in the table. This issue has been resolved.
QBE009355	QuickBase displayed URL fields as text instead of a clickable link on the hover display for a map report pin. This issue has been resolved.
QBE009365	When creating a notification with a custom message, users with no access to certain fields could still see those field names in the Fields & Markers list. This issue has been resolved.
QBE009367	A user in a role which could not save Common reports could change the sorting or grouping in a report using dynamic filters. Those changes overwrote the initial filters and were presented to admin users as changes to the report. This issue has been resolved.
QBE009383	Changes to Text fields that only affected the case of the text were not saved properly. This issue has been resolved.
QBE009394	API_UserRoles did not return the correct information for groups with access to an app. This issue has been resolved.

Issue ID	Description
QBE009412	After adding a child record to a record returned by the Search widget in an app home page, the user was returned to a page with no navigation elements. This issue has been resolved.
QBE009416	<i>(Internet Explorer 8)</i> Billing account admins were unable to view and download receipts. This issue has been resolved.
QBE009418	While creating a relationship, the table name and record noun were not displayed with the correct capitalization in several locations. This issue has been resolved. Note: If table names or record nouns still do not display the desired capitalization, make changes to them on the Advanced Settings page of the table settings.

July 2014 Release Notes [\[return to top\]](#)

This document describes our July 13, 2014 QuickBase release.

Do you have an idea for improving QuickBase? You can share your suggestions by either clicking the orange **feedback** tab on the My Apps page, or visiting the Customer Feedback for Intuit QuickBase forum (<http://quickbase.uservoice.com>).

What's New in QuickBase?

Easier access to Address field sub-fields

Each Address field has six sub-fields that hold the components of the address. You can now find the field IDs and labels for the sub-fields in the Advanced section of the Address field properties page. Access to this information is of particular interest to app builders using Exact Forms and developers using our API.

Advanced

Permissions ☐ Restrict access by role

Auto-fill ☒ Copy the value when using "Copy this Contact" to add a new Contact

Searchable ☒ Include this field when searching/filtering this table

Reportable ☒ Add this field to all new reports
☒ The field may be used in reports

Field help text

Text to display on the icon next to the field

Address Subfields

Field ID	Field Label
22	Address: Street 1
23	Address: Street 2
24	Address: City
25	Address: State/Region
26	Address: Postal Code
27	Address: Country

Note: The field IDs shown in the image above are from a specific table; the address sub-fields in your table will probably be different.

Changes to View Billing History page

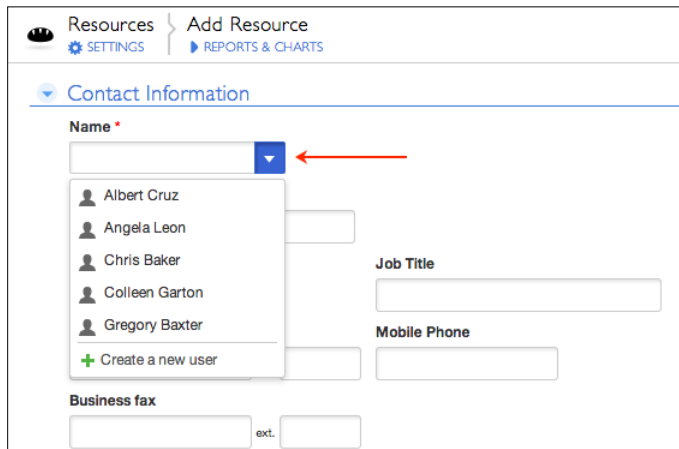
The order of the columns shown on the View Billing History page has been changed to increase readability.

Coming soon: Updated user picker on forms

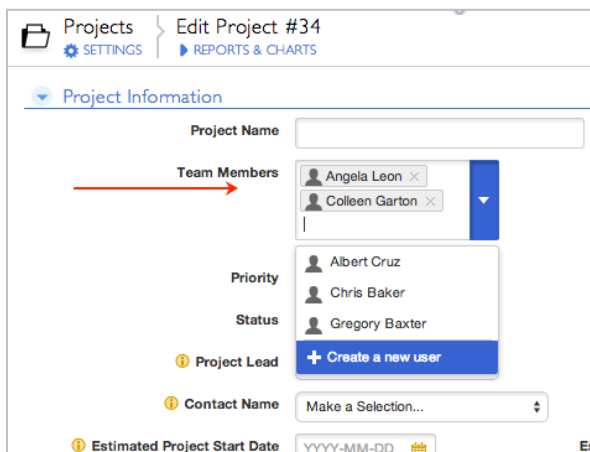
Over the next few weeks, we will be rolling out a new user picker for User and List-User fields on forms. The new user picker offers an improved UI with integrated search – no more need to search in a separate dialog!

Updated appearance

First of all, User and List-User fields will look a little different on your forms. See the images below for an example of the new look:



This screenshot shows the 'Add Resource' form under the 'Resources' section. The 'Contact Information' section is expanded, showing a 'Name' field with a dropdown arrow. A red arrow points to this dropdown. The dropdown menu is open, displaying a list of users: Albert Cruz, Angela Leon, Chris Baker, Colleen Garton, and Gregory Baxter, along with a '+ Create a new user' option. Other fields like 'Job Title', 'Mobile Phone', and 'Business fax' are also visible.



This screenshot shows the 'Edit Project #34' form under the 'Projects' section. The 'Project Information' section is expanded, showing a 'Team Members' field with a dropdown arrow. A red arrow points to this dropdown. The dropdown menu is open, displaying a list of users: Albert Cruz, Chris Baker, and Gregory Baxter, along with a '+ Create a new user' option. Other fields like 'Project Name', 'Priority', 'Status', 'Project Lead', 'Contact Name', and 'Estimated Project Start Date' are also visible.

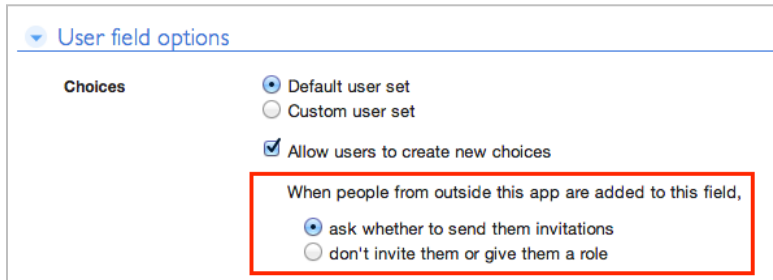
Improved searching

Along with the new look, these fields will also have different search behavior. Just type a few characters of the user's name, username, or email address to return the list of users who match. QuickBase searches through the set of users defined for the field (default set or custom set, as appropriate). If the user you're searching for isn't in that set, it will automatically search through other users in your app, your company, and your account/realm to find a match.

The **User Picker Options** app property now limits the search behavior described above so that if the search term isn't found in the set of users defined for the field, QuickBase will only search for users in your company who aren't in the app. You might want to use this if you wanted to conceal certain users of an app from other users – for example, if you shared an app with competing vendors.

Option to invite users added from a user field

Now you'll not only be able to add users to an app from a User or List-User field, but you'll also have the option of inviting them in a specific role. This behavior can be controlled via a new field-level property available when editing User and List-User fields.



▼ User field options

Choices

- ☒ Default user set
- ☐ Custom user set

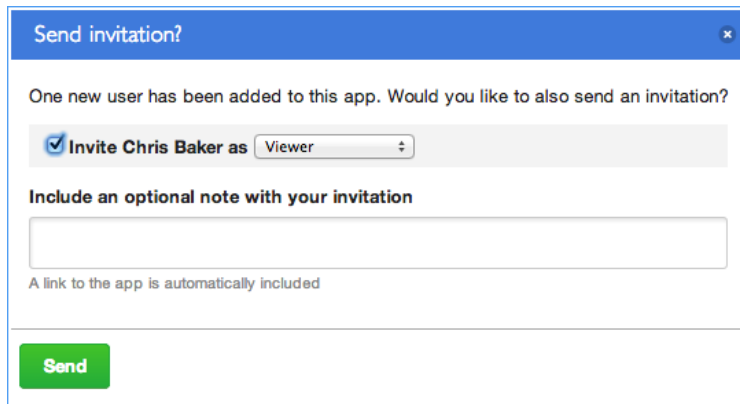
☒ Allow users to create new choices

When people from outside this app are added to this field,

- ☒ ask whether to send them invitations
- ☐ don't invite them or give them a role

For existing User or List-User fields, this setting defaults to **don't invite them or give them a role**. For User or List-User fields created after the July 13 release, this setting defaults to **ask whether to send them invitations**, but there's no effect until the new user picker is available for your account or realm.

When you add a user to a field and the field setting specifies **ask whether to send them invitations**, a dialog asks for the user's name and email address. Then, when you save the form, a Send Invitation dialog displays, showing all the users you invited from all the User or List-User fields on the form.



The image shows a 'Send invitation?' dialog box. It has a blue header bar with the title 'Send invitation?' and a close button (X). The main content area is white and contains the text: 'One new user has been added to this app. Would you like to also send an invitation?'. Below this text is a row with a checked checkbox, the text 'Invite Chris Baker as', and a dropdown menu currently showing 'Viewer'. Underneath is a section titled 'Include an optional note with your invitation' followed by a text input field. At the bottom of the input field, it says 'A link to the app is automatically included'. At the very bottom of the dialog is a green button labeled 'Send'.

What's Fixed in QuickBase?

We're continuing to focus on quality and have fixed a number of bugs in this release. All QuickBase releases include bug fixes from previous releases.

Issue ID	Description
QBE009357	An Address field chosen to display on a calendar report did not display the mapped location properly when you clicked the address link. This issue has been resolved.
QBE009500	Attempting to customize a form for a table with one or more lookup fields that contained a large number of values caused the Form Builder to respond extremely slowly. This issue has been resolved.

August 2014 Release Notes [\[return to top\]](#)

This document describes our August 10, 2014 QuickBase release.

Do you have an idea for improving QuickBase? You can share your suggestions by either clicking the orange **feedback** tab on the My Apps page, or visiting the Customer Feedback for Intuit QuickBase forum (<http://quickbase.uservoice.com>).

What's New in QuickBase?

User picker on forms

Over the next few weeks, we will continue to release a new user picker for User and List-User fields on forms. The new user picker offers an improved UI with integrated search – no more need to search in a separate dialog!

Updated appearance

First of all, User and List-User fields will look a little different on your forms. See the images below for an example of the new look:

Resources | Add Resource

SETTINGS | REPORTS & CHARTS

Contact Information

Name *

Albert Cruz

Angela Leon

Chris Baker

Colleen Garton

Gregory Baxter

+ Create a new user

Job Title

Mobile Phone

Business fax

Projects | Edit Project #34

SETTINGS | REPORTS & CHARTS

Project Information

Project Name

Team Members

Angela Leon

Colleen Garton

Albert Cruz

Chris Baker

Gregory Baxter

+ Create a new user

Priority

Status

Project Lead

Contact Name

Make a Selection...

Estimated Project Start Date

YYYY-MM-DD

Improved searching

Along with the new look, these fields will also have different search behavior. Just type a few characters of the user's name, username, or email address to return the list of users who match. QuickBase searches through the set of users defined for the field (default set or custom set, as appropriate). If the user you're searching for isn't in that set, it will automatically search through other users in your app, your company, and your account/realm to find a match.

The **User Picker Options** app property now limits the search behavior described above so that if the search term isn't found in the set of users defined for the field, QuickBase will only search for users in your company who aren't in the app. You might want to use this if you wanted to conceal certain users of an app from other users – for example, if you shared an app with competing vendors.

Option to invite users added from a user field

Now you'll not only be able to add users to an app from a User or List-User field, but you'll also have the option of inviting them in a specific role. This behavior can be controlled via a new field-level property available when editing User and List-User fields.

User field options

Choices

- ☒ Default user set
- ☐ Custom user set

☒ Allow users to create new choices

When people from outside this app are added to this field,

- ☒ ask whether to send them invitations
- ☐ don't invite them or give them a role

For existing User or List-User fields, this setting defaults to **don't invite them or give them a role**. For User or List-User fields created after the August 10 release, this setting defaults to **ask whether to send them invitations**, but there's no effect until the new user picker is available for your account or realm.

When you add a user to a field and the field setting specifies **ask whether to send them invitations**, a dialog asks for the user's name and email address. Then, when you save the form, a Send Invitation dialog displays, showing all the users you invited from all the User or List-User fields on the form.

Send invitation?

One new user has been added to this app. Would you like to also send an invitation?

☒ Invite Chris Baker as Viewer

Include an optional note with your invitation

A link to the app is automatically included

Send

Performance analyzer

The performance analyzer can help you improve app performance. It analyzes and provides recommendations to improve QuickBase performance when running reports, displaying forms, performing searches, viewing table home pages, sending email notifications, and saving records. It analyzes reports that are called directly, from an API, or from a table home page.

Note: The performance analyzer is not available in Internet Explorer.

App admins can enable the performance analyzer from the App properties page under App Settings.

Advanced settings

Options

☐ Allow users who are not administrators to copy (normally unchecked)

☒ Allow users who are not administrators to export data

☐ Allow non-SSL access via API (insecure; normally unchecked)

☐ Hide from public application searches (normally unchecked)

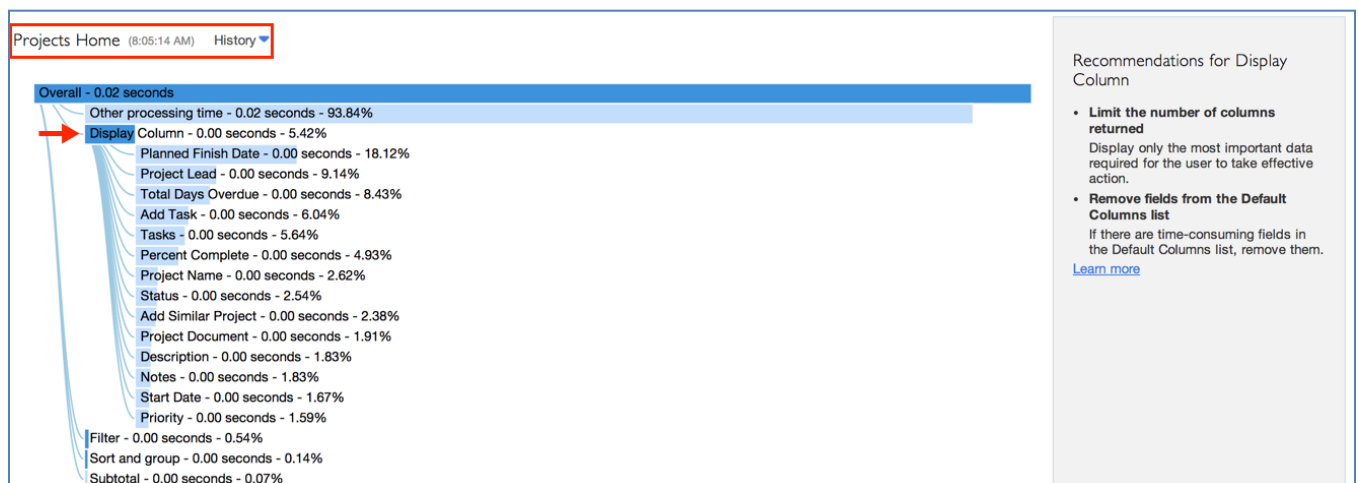
☐ Hide the new/updated icons for all users

☐ Show performance bar

☒ Show performance analyzer

Analyzes reports, forms, searches, or table home pages and provides recommendations to improve performance.
(what does this mean?)

Once the analyzer has been enabled, an **Analyze performance** link displays in the user dropdown on the Global bar. All users can click the link to measure the performance of their own actions in QuickBase for the next ten minutes. Afterwards, click the **Get performance details** link in the user dropdown to view an analysis of where QuickBase spends time on the actions mentioned above, as well as helpful recommendations to improve performance.



What's Fixed in QuickBase?

We're continuing to focus on quality and have fixed a number of bugs in this release. All QuickBase releases include bug fixes from previous releases.

Issue ID	Description
QBE009134	API_GenAddRecordForm doesn't pre-fill values supplied in the URL for Address field sub-fields. This issue has been resolved.
QBE009260	The Add a column option on reports generated as a result of a global search didn't work. This issue has been resolved.
QBE009299	An Address field used as a lookup on the form layout of a child table could be configured to be a required field. This issue has been resolved.
QBE009447	Users in roles without the Save Common Reports privilege could see the Save option after applying dynamic filtering to map and chart reports. This issue has been resolved.
QBE009447	Calendar entries were incorrectly displaying when the event occurred on a date that carried over from the previous month's calendar. This issue has been resolved.
QBE009513	Charts displayed an error message when more than 50 unique values were selected for the series legend, though the chart rendered up to 200 unique values. The Chart legend can now display up to 200 unique values. This issue has been resolved.
QBE009515	<i>(Internet Explorer 8)</i> A JavaScript error occurred when signing up for a paid plan from a trial account. This issue has been resolved.

September 2014 Release Notes [\[return to top\]](#)

This document describes our September 14, 2014 QuickBase release.

Do you have an idea for improving QuickBase? You can share your suggestions by either clicking the orange **feedback** tab on the My Apps page, or visiting the Customer Feedback for Intuit QuickBase forum (<http://quickbase.uservoice.com>).

What's Fixed in QuickBase?

We're continuing to focus on quality and have fixed a number of bugs in this release. All QuickBase releases include bug fixes from previous releases.

Issue ID	Description
QBE004484	
QBE009453	
QBE009049	Calendar, summary, and map reports shown in a Report widget on an app home page no longer have the Grid Edit option.
QBE009187	In some circumstances, charts with very large numeric values shown on the Y axis added to the app home page did not display and caused errors that prevented the page from saving. This issue has been resolved.
QBE009199	Adding a user to the Deny list from the Deny tab on the Manage Billing Account page displayed a JavaScript error. This issue has been resolved.
QBE009280	(<i>mobile site</i>) Buttons on a Button bar widget displayed as text on app home pages. This issue has been resolved.
QBE009287	Changing the destination URL of a button in a Button bar widget (or a link in a Link bar widget) on the app home page caused the item's label to be set to the URL. This issue has been resolved.
QBE009316	The Search widget on the app home page displayed the incorrect number of search results when searching a table. This issue has been resolved.
QBE009440	When a Report widget was set to hide the report title, that setting was not saved. This issue has been resolved.
QBE009504	When choosing field(s) to search in a Search widget, longer field names were cut off by the list control. This issue has been resolved; complete field names are now shown in a tooltip.

Issue ID	Description
QBE009532	When the Favorites list contained more than about 20 reports, some reports would be removed from the list. This issue has been resolved.
QBE009557	When special characters were used in a map report title, they were shown as HTML entities. For example an apostrophe (') was displayed as ' .
QBE009596	Admin users who can access an account's Realm Directory, Users with Access tab, or Deny tab should now see email addresses listed for all users. Previously, users who weren't in the same company who had a screen name would show as "private".

October 2014 Release Notes [\[return to top\]](#)

This document describes our October 12, 2014 QuickBase release.

Do you have an idea for improving QuickBase? You can share your suggestions by either clicking the orange **feedback** tab on the My Apps page, or visiting the Customer Feedback for Intuit QuickBase forum (<http://quickbase.uservoice.com>).

What's New in QuickBase?

This section describes the changes that appear in QuickBase for the October release.

Enhancements

Issue ID	Description
QBE009603	Accounts that have requested the ability to delete or deactivate users now show the Delete , Deactivate , and Reactivate Users buttons on the Deny tab of the Manage Billing Account page. Previously these buttons only appeared on the Users with Access tab.
QBE009617	The Search and replace in schema command now searches the email addresses listed in the Notify Whom field for open notifications.

What's Fixed in QuickBase?

We're continuing to focus on quality and have fixed a number of bugs in this release. All QuickBase releases include bug fixes from previous releases.

Issue ID	Description
QBE005462	Clicking the <i>Role</i> column on the Manage Users page did not cause roles to sort correctly. This issue has been resolved.
QBE008847	Apps in cross-app relationships showed tables from the other app in the dropdown that appears when the browser window is too small to show all the tables in the Table bar. This issue has been resolved; those tables no longer appear.
QBE009303	Changing the display properties for a lookup or formula field on a form from "edit or view" to "add or view" prevented the field from updating. This issue has been resolved.

Issue ID	Description
QBE009371	The explanation for the Field help text field in the field settings was updated for clarity.
QBE009584	When using Grid Edit on a table report with row colorization, the Edit and View icons remained white on rows that used darker colors in the table report, making them seem to disappear. This issue has been resolved.
QBE009585	When an Address field was set to require a complete address, and its sub-fields appeared on a Grid Edit report, attempting to add a record via the report resulted in an error, even when the necessary sub-fields were entered. This issue also caused an error when importing data into a table that had an Address field set to require a complete address. These issues have been resolved.
QBE009613	Account admins upgrading their plans were allowed to enter the same number of users as their existing plan, even if that was less than the minimum allowed for the new plan. This issue has been resolved.
QBE009615	When the default dynamic filters for reports were set to <i>None</i> , the report description did not display for summary reports. This issue has been resolved.
QBE009621	When a reference field referred to a Text field in the parent table, changing the reference field's Max characters setting to anything other than "0" made the field display as a plain Text field on forms. This issue has been resolved.
QBE009629	An image in the table header on the My Alerts page was not displaying. This issue has been resolved.

November 2014 Release Notes [\[return to top\]](#)

This document describes our November 9, 2014 QuickBase release.

Do you have an idea for improving QuickBase? You can share your suggestions by either clicking the orange **feedback** tab on the My Apps page, or visiting the Customer Feedback for Intuit QuickBase forum (<http://quickbase.uservoice.com>).

What's New in QuickBase?

This section describes the changes that appear in QuickBase for the November release.

Enhancements

Issue ID	Description
QBE009644	Lists of reports and forms in the table settings now include the ID for each item. Likewise, lists of pages in the app settings now include the ID as well.
QBE009693	Promoting a QuickBase user to manage an app no longer requires that the new manager have access to the app, or that the current manager is denied access. In addition, Account Admins with Full Management account access can now promote a user to be an app manager. The change link to perform this action appears next to the app manager's name on the Application Info page.

What's Fixed in QuickBase?

We're continuing to focus on quality and have fixed a number of bugs in this release. All QuickBase releases include bug fixes from previous releases.

Issue ID	Description
QBO001421	Setting a field to read-only via a dynamic form rule made the field not wrap correctly. This issue has been resolved.
QBE008813	Calendar reports did not correctly display the report description unless the report was being printed. This issue has been resolved.
QBE009312	Account Admins can now transfer management of an app. As before, the new app manager does not need to be a current user in the app, nor are they required to have app creation permissions in the account (but they must have app creation permissions in some account).

Issue ID	Description
QBE009534	When navigating between pages in a summary report shown on an app home page, the number of pages shown on the control was not correct. This issue has been resolved.
QBE009589	When browsing reference field choices using the <Browse choices> option, the title of the resulting dialog was grammatically incorrect if the table name began with a vowel. This issue has been resolved.
QBE009630	Leaving the From Address field blank on an email notification prevented the notification from being sent. This issue has been resolved; existing notifications will now be sent from notify@quickbase.com if no sender has been specified.
QBE009646	The performance bar (available to accounts on the QuickBase Platform, QuickBase Unlimited, and QuickBase Enterprise plans) now reflects the fact that QuickBase supports the Internet Explorer 11 browser.
QBE009651	<i>(mobile site)</i> Conditional dropdowns showed two sets of conditional results when the field controlling the set of values to show was changed.
QBE009658	Editing a record from the app home page and then deleting that record resulted in an error page. This issue has been resolved.
QBE009695	<i>(Internet Explorer 8, 9)</i> The user picker dropdown field on forms occasionally displayed repeated tooltip text instead of the correct list of user values. This issue has been resolved.

December 2014 Release Notes [\[return to top\]](#)

This document describes our December 7, 2014 QuickBase release.

Do you have an idea for improving QuickBase? You can share your suggestions by either clicking the orange **feedback** tab on the My Apps page, or visiting the Customer Feedback for Intuit QuickBase forum (<http://quickbase.uservoice.com>).

What's New in QuickBase?

This section describes the changes that appear in QuickBase for the December release.

Enhancements

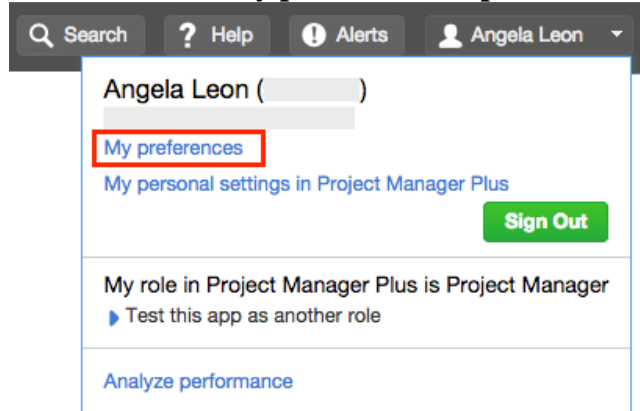
Online help

We've modernized the look and feel of the QuickBase online help (<http://www.quickbase.com/user-assistance>), as shown below.

The screenshot displays the QuickBase online help interface. At the top left is the 'intuit. QuickBase' logo. To the right is a blue search bar labeled 'Search online help' with a magnifying glass icon. Below the logo are two tabs: 'Contents' and 'Index'. The 'Contents' tab is active, showing a list of help topics on the left, including 'Welcome to QuickBase Help', 'QuickBase Help Resources', 'QuickStart Guide', 'Get Started with QuickBase', 'Using the My Apps Page', 'Your User Account', 'Using a QuickBase Application', 'Create and Customize Applications', 'Your Service Plan and Billing Account', 'Using QuickBase in Larger Organizations', and 'Legal Notices'. The main content area on the right has a header 'Welcome to QuickBase Help!' and a sub-header 'Find answers'. Below this is a list of instructions for finding answers, including 'Search', 'Table of contents', 'Index', 'Access the API Guide', and a general search tip. At the bottom of the main content area are links for 'Return to top' and 'Comment on this page'. The footer contains copyright information: '© 1999-2014 Intuit Inc. All rights reserved. Legal Notices.'

Menu name change

The name of the **My preferences & profile** menu has been changed to **My preferences**.



What's Fixed in QuickBase?

We're continuing to focus on quality and have fixed a number of bugs in this release. All QuickBase releases include bug fixes from previous releases.

Issue ID	Description
QBE008800	The hover text that displayed on a section of a pie chart showed # of Records rather than using the noun set for the table (for example, Tasks or Projects) when the chart was displayed on an app or table home page. This issue has been resolved.
QBE009085	If an Address field was a lookup field in a relationship, its value was not filled in when adding a detail record until that record was saved. This issue has been resolved.
QBE009655	When editing a Summary report, the icons to add or remove grouping conditions were located at the right side of the screen instead of near the conditions they affected. This issue has been resolved.
QBE009665	When showing a chart on the table home page, the More menu showed an option for Set Default Columns even when the user didn't have sufficient permissions to perform that action. This issue has been resolved.
QBE009709	If a table report was grouped on a field containing HTML markup and set to show a summary table, the summary table showed the markup instead of the formatted results. This issue has been resolved.
QBE009722	The data value label on a chart or graph report included in an app or table home page showed # of Records rather than using the noun set for the table (for example, Tasks or Projects). This issue has been resolved.

Issue ID	Description
QBE009734	Dynamic filters in reports were not optimized to use existing filter criteria before applying the dynamic filter. This issue has been resolved.
QBE009744	When using the Copy Master and Detail Records option, the detail records were not copied if the key field in the master table was Numeric with a decimal part. This issue has been resolved.