

Quick Base Release Notes

2015

There were eleven Quick Base product releases in 2015:

Date	Highlights
February 22nd	<i>Bugfixes only</i>
March 15th	Save parent record automatically, user menu improvements
April 19th	Dual-scale line charts, conditional dropdown improvements
May 17th	<i>Bugfixes only</i>
June 14th	Relationship diagram
July 12th	QuickBase Sync, new chart types: bubble, funnel, gauge, line and bar, and scatter
August 9th	<i>Bugfixes only</i>
September 13th	Address and charting improvements
October 25th	Improved experienced for resetting passwords
November 15th	Customize a report or chart from the home page, access browser menu on right-click in forms
December 13th	Multi-select Text field type

February 2015 Release Notes [\[return to top\]](#)

This document describes our February 22, 2015 QuickBase release.

Do you have an idea for improving QuickBase? You can share your suggestions by either clicking the orange **feedback** tab on the My Apps page, or visiting the Customer Feedback for Intuit QuickBase forum (<http://quickbase.uservoice.com>).

What's Fixed in QuickBase?

We're continuing to focus on quality and have fixed a number of bugs in this release. All QuickBase releases include bug fixes from previous releases.

Issue ID	Description
QBE005633	Calculation of standard deviation values in summary reports with grouping was incorrect. This issue has been resolved.
QBE009063	The table report that displayed when clicking a section of a pie chart with a dynamic filter was incorrect. This issue has been resolved.
QBE009211	Fields did not display on forms that contained multiple lookup fields as the source of conditional drop downs on the form. This issue has been resolved.
QBE009733	The User field was not editable when a form displayed. This issue has been resolved.
QBE009741	Actions were not triggered on form rules with a condition using a proxy because the proxy was incorrectly compared against the reference field value. This issue has been resolved.
QBE009777	Adding a nested filter to a chart removed all filters below it from the legend. This issue has been resolved.

QBE009815	Assigning a role of None to "Everyone on the Internet" displayed a confusing dialog. This issue has been resolved.
-----------	---

March 2015 Release Notes [\[return to top\]](#)

This document describes our March 15, 2015 QuickBase release.

Do you have an idea for improving QuickBase? You can share your suggestions by either clicking the orange **feedback** tab on the My Apps page, or visiting the Customer Feedback for Intuit QuickBase forum (<http://quickbase.uservoice.com>).

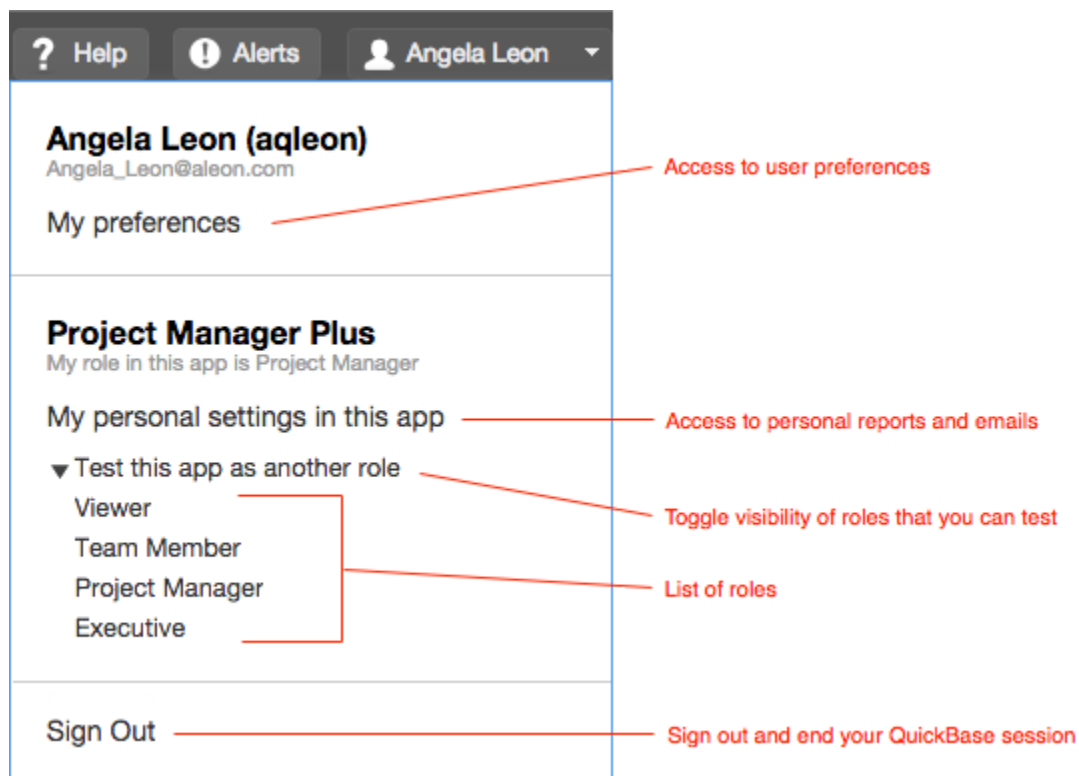
What's New in QuickBase?

This section describes the changes that appear in QuickBase for the March release.

User Dropdown Menu Changes

We've made changes to the user dropdown menu:

- There is a new menu layout, with your user information and app information given prominence.
- The **My personal settings in App Name** command is now called **My personal settings in this app**.
- The **Sign Out** command has moved to the bottom of the menu.




Note that your view of the user dropdown menu may contain a subset of the items shown here, based on whether you're in an app and which app-level permissions your role has been assigned.

Change to Table Settings

Every QuickBase table now has a setting that, when checked, automatically saves any unsaved changes to a record when you create a record in a related table. This setting defaults to unchecked (off).

Advanced Table Settings

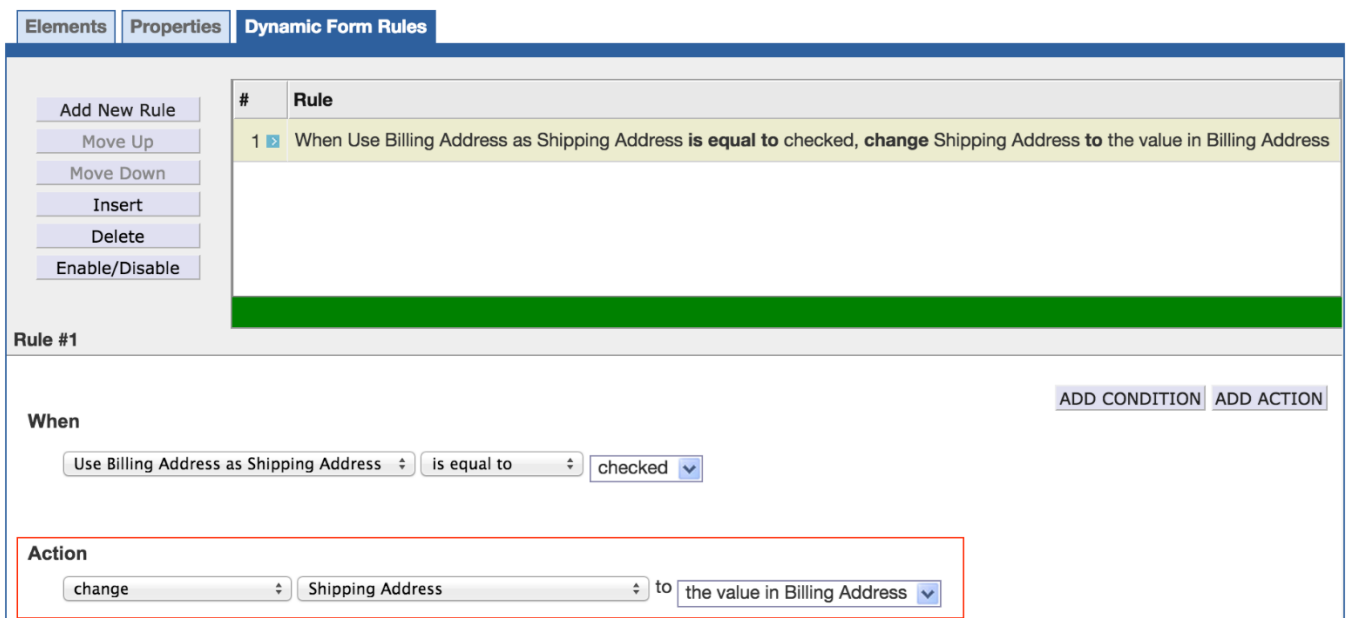
- 
- ☒ Save parent record automatically when a child record is created. [Learn more](#)
 - ☒ Include this table in global searches

For example, if you had a Projects table related to a Tasks table, you could enable this setting to automatically save your edits to a Project when using the **Add Task** button on the form to create a new task.

Note: This functionality is not supported in the Internet Explorer® 8 browser.

Form Rule Changes

- The *change* action for a Checkbox field now includes Address fields in the list of targets for the action.



#	Rule
1	When Use Billing Address as Shipping Address is equal to checked, change Shipping Address to the value in Billing Address

Rule #1

When

Use Billing Address as Shipping Address is equal to checked

Action

change Shipping Address to the value in Billing Address

- You can now compare entire Address fields using a form rule.

Elements

Properties

Dynamic Form Rules

Add New Rule

Move Up

Move Down

Insert

Delete

Enable/Disable

#	Rule
1	When Billing Address is equal to the value in Shipping Address, display a message

Rule #1

When

Billing Address

is equal to

the value in Shipping Address

Action

display a message

Billing Address is equal to Shipping Address.

ADD CONDITION

ADD ACTION

API Changes

- There is a new *includeAllMgrs* parameter included in the *API_GetUsersInGroup* API call. Setting this parameter to **true** will include a *<managers>* aggregate in the XML response. (QBE009700)
- The *QuickBase HTTP API Guide* has been updated to reflect the fact that the XML response to an *API_DoQuery* call includes an empty *<chdbids>* aggregate. (QBE009817)
- There is an optional *includeTableNames* parameter included in the *API_GetSchema* call. Setting this parameter to **true** will include a *displayName* attribute and value for each *<chdbid>* element in the XML response.

What's Fixed in QuickBase?

We're continuing to focus on quality and have fixed a number of bugs in this release. All QuickBase releases include bug fixes from previous releases.

Issue ID	Description
QBE004008	Fields that used the Mid() formula function to remove a leading plus sign displayed ??? before the record was saved. This issue has been resolved.
QBE004371	When using More > Copy this record to copy a record with a formula field, the formula did not re-calculate properly in the new record until a field referenced in the formula was updated. This issue has been resolved.
QBE004541	Using the "abort the Save" form rule showed the field ID (instead of the field label) in the message displayed to the user. If there were no criteria set for that form rule, the message showed "undefined". This issue has been resolved.
QBE005199	After overriding the record noun for a table, emailing a record from that table always identified the record by its Record ID, even if another field was the key field for that table, or chosen as the Record Title. This issue has been resolved. There were also minor changes to the suggested text of the email.
QBE005322	Records entered using Grid Edit were lost when the last action before saving was Ctrl-Z or Undo Cell Change . This issue has been resolved.
QBE008745	When deleting more than one app via the Apps tab on the Manage Billing Account page, the message displaying the count and number of apps being deleted was incorrect. This issue has been resolved.

QBE009211	A form displayed as blank when <i>both</i> duplicate lookup fields <i>and</i> conditional dropdowns configured to filter based on those lookup fields were included on the form. This issue has been resolved.
QBE009762	The dropdown on the Settings page bar incorrectly showed tables from apps in cross-app relationships. This issue has been resolved.
QBE009788	QuickBase will now show a permissions error instead of a blank page when a table home page is set up to use the Default report, and the Default Report Settings sort and group on a field restricted to a role, and a user assigned to that role visits the page.
QBE009807	When a value ending in a plus sign was used in a formula, the formula field did not display the calculated value on Add or Edit forms. This issue has been resolved.
QBE009822	Apps containing a plus sign in their name sometimes displayed the app name with a space instead of the plus sign. This issue has been resolved.
QBE009852	Adding a filter to an embedded report showing related records caused "orphaned" records (that is, records with no parent) to appear in the report whenever a new record was added to the table. This issue has been resolved.
QBE009865	Charts with multiple nested filters caused the series display to disappear from the report legend shown in the Report Builder. This issue has been resolved.
QBE009871	Address sub-fields were not included in the list of fields supplied for conditions in form rules. This issue has been resolved.

April 2015 Release Notes [\[return to top\]](#)

This document describes our April 19, 2015 QuickBase release.

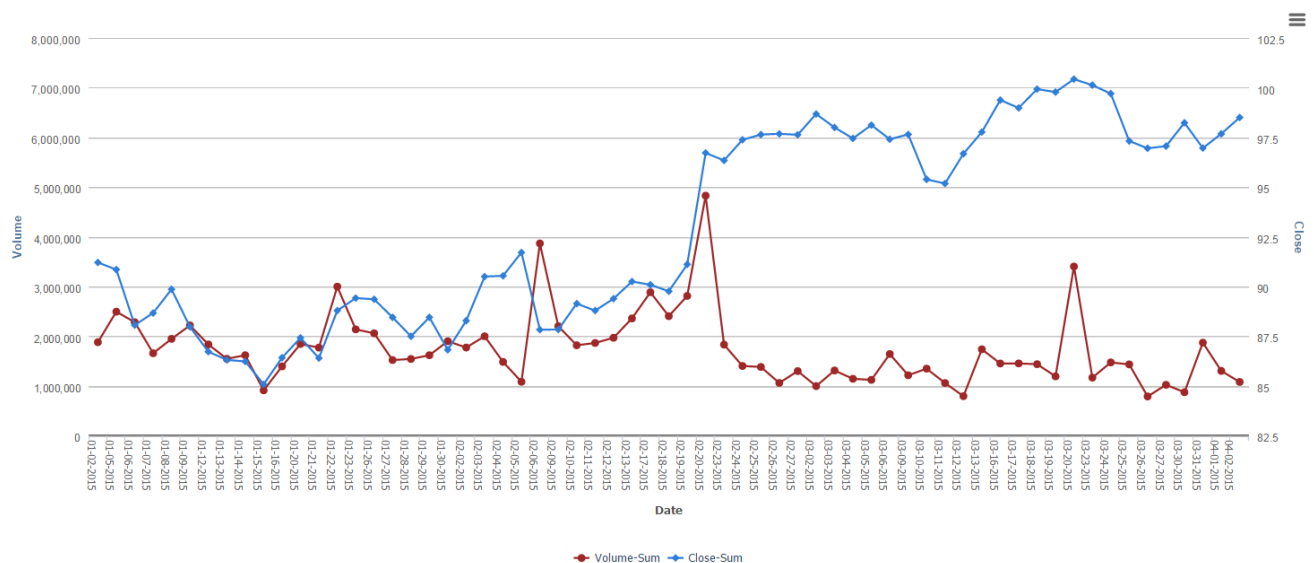
Do you have an idea for improving QuickBase? You can share your suggestions by either clicking the orange **feedback** tab on the My Apps page, or visiting the Customer Feedback for Intuit QuickBase forum (<http://quickbase.uservoice.com>).

What's New in QuickBase?

This section describes the changes that appear in QuickBase for the April release.

Improvements to Reporting

- Personal reports in the report tray now sort alphabetically. (QBE009930)
- Line charts now allow displaying sets of values on the secondary (right-side) Y axis in addition to any sets of values shown on the primary Y axis. (QBE009915)



This line chart plots daily volume of stock trading vs. close price from January to April 2015.

Improvements to Billing

- The limit on credit card payments has been increased from \$25,000 to \$50,000. (QBE009900)

- The payment terms of purchase orders used for QuickBase has changed from Net 30 to Net 45. (QBE009901)
- You may now add multiple restore packs to your service plan. Each restore pack allows four restores per year. (QBE009904)

Improvements to Conditional Dropdowns & Embedded Reports

As you can see in the "What's Fixed in QuickBase?" section, we have made a number of improvements to conditional dropdowns in this release. As a result of those changes, you'll see some changes in QuickBase behavior:

- When a conditional dropdown is included in an embedded report, we now always show a column for the master reference field, even if the embedded report has no records.
- Embedded editable reports that include fields referencing a master record no longer allow editing those fields' values.
- Conditional dropdowns based on a custom report with filters use those filters when displaying values in the dropdown.

What's Fixed in QuickBase?

We're continuing to focus on quality and have fixed a number of bugs in this release. All QuickBase releases include bug fixes from previous releases.

Issue ID	Description
QBE004374, QBE005567	When a reference field was also a conditional dropdown, the order of items shown in the field did not respect the sort order specified when a custom report was used as the record picker. This issue has been resolved.
QBE005042	Conditional dropdowns in an embedded editable report did not work when the report had no records. This issue has been resolved.

QBE006115	The error message shown for a conditional dropdown (that was also a reference field) appearing on an embedded editable report referenced the wrong field name. This issue has been resolved.
QBE006179	In certain circumstances, a conditional dropdown that was also a reference field sorted dates as text rather than chronologically. This issue has been resolved.
QBE006723	A sandbox for an app that had been unlocked did not show an icon to delete the sandbox on the My Apps page. This issue has been resolved.
QBE007211	<p>A custom column that had been configured as a Duration did not respect the Decimal places setting. This issue has been resolved.</p> <p>Note: A custom column configured as a Duration uses the Smart Units display option.</p>
QBE008052	A conditional dropdown used on a form did not respect the data entry option to Base the record picker on the field . This issue has been resolved.
QBE008217	When a record picker was used to show values for a conditional dropdown, choosing "Search More Broadly" from the record picker allowed the choice of values other than those filtered for use in the dropdown. This issue has been resolved.
QBE008790	Using the Import/Export command from a table's Home page didn't specify that table's name as the target for the import. This issue has been resolved.
QBE008815	Certain Date/Time app properties were not copied when copying an app. This issue has been resolved.

QBE009387	Apps with 3D shading enabled on charts printed those charts in black and white. This issue has been resolved.
QBE009506	Certain Date/Time app properties were not copied when creating a sandbox. This issue has been resolved.
QBE009697	App managers in accounts on the QuickBase Essential plan could not copy an app if they had previously moved a table into that app. This issue has been resolved.
QBE009710	The Value display field properties were updated to reflect the fact that they only apply to certain reports.
QBE009876	Dynamic form rules with multiple conditions did not run if the conditions were set on values from a reference proxy field. This issue has been resolved.
QBE009892	After applying changes from a sandbox to a live app, the tab for the (deleted) sandbox still appeared in the App bar. This issue has been resolved.
QBE009895	<i>(Mozilla Firefox)</i> Duplicate records could have been created when there were embedded editable reports on a form, and a dynamic form rule updated the values in a conditional dropdown when the record was saved. This issue has been resolved.
QBE009896	Names for subscriptions and reminders were not preserved when creating a sandbox or applying sandbox changes. This issue has been resolved.
QBE009909	In Grid Edit reports, conditional dropdowns that used the record picker to display values for a reference field allowed choosing a value that wasn't in the conditional dropdown if it already existed in the report. This issue has been resolved.

May 2015 Release Notes [\[return to top\]](#)

This document describes our May 17, 2015 QuickBase release.

Do you have an idea for improving QuickBase? You can share your suggestions by either clicking the orange **feedback** tab on the My Apps page, or visiting the Customer Feedback for Intuit QuickBase forum (<http://quickbase.uservoice.com>).

What's Fixed in QuickBase?

We're continuing to focus on quality and have fixed a number of bugs in this release. All QuickBase releases include bug fixes from previous releases.

Issue ID	Description
QBE007865	In several places where checkboxes were used to select items in a list, selecting a checkbox would cause QuickBase to return to the top of the page. This issue has been resolved.
QBE009509	Users in roles that did not allow Edit Field Properties could not perform table-to-table imports. They are now able to execute API_RunImport (for example, via a Formula – URL button), but still cannot access saved table-to-table imports.
QBE009683	Multi-page reports emailed via a report subscription now include links to each page at the bottom of the report.
QBE009800	(<i>Internet Explorer 11, Mozilla Firefox</i>) When multi-page reports sent via email were printed, column headers only appeared on the first page. This issue has been resolved.
QBE009911	(<i>Internet Explorer, Mozilla Firefox</i>) When multi-page reports were printed, column headers only appeared on the first page. This issue has been resolved.

QBE009922	Adding a child record to a parent record that had been copied but not yet saved caused the child record to be related to the original parent. This issue has been resolved.
QBE009964	Attempting to use the More > Delete these records command would fail with an uninformative message if the user did not have edit permissions on the records or the session had expired. This issue has been resolved.
QBE009975	When attempting to import too much data into a large table, API_AddRecord provided a misleading error message. This issue has been resolved.

June 2015 Release Notes [\[return to top\]](#)

This document describes our June 14, 2015 QuickBase release.

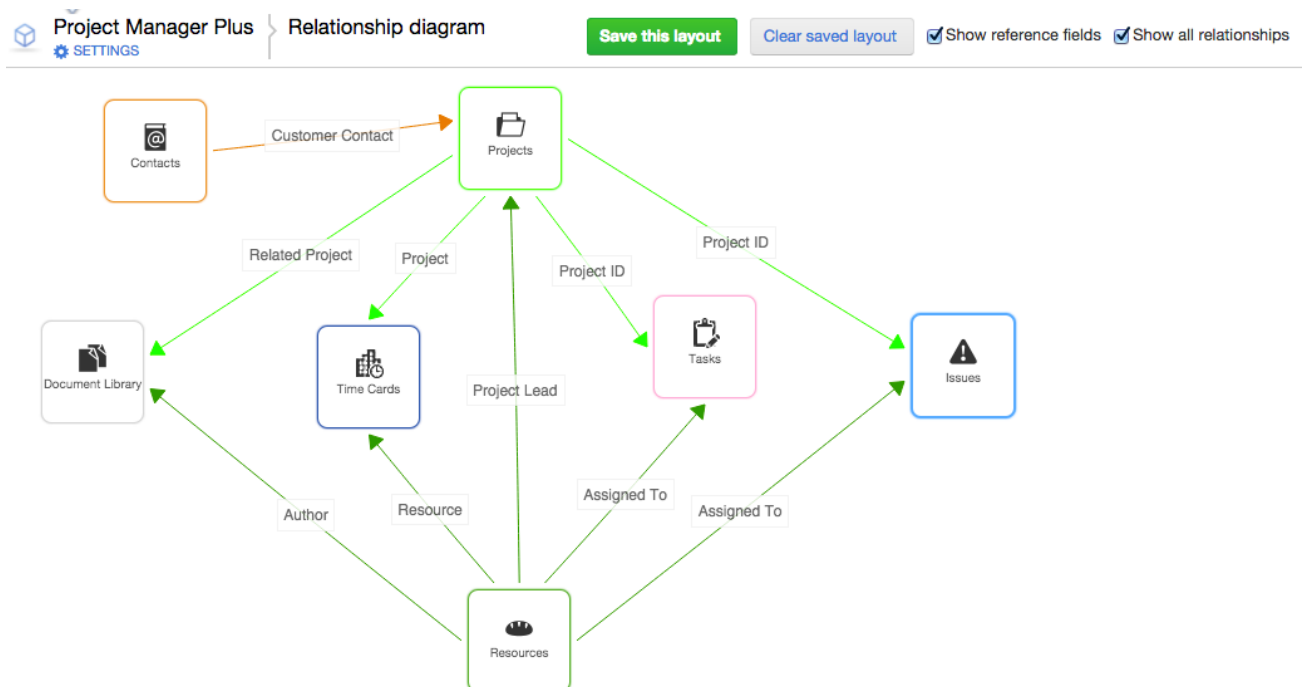
Do you have an idea for improving QuickBase? You can share your suggestions by either clicking the orange **feedback** tab on the My Apps page, or visiting the Customer Feedback for Intuit QuickBase forum (<http://quickbase.uservoice.com>).

What's New in QuickBase?

This section describes the changes that appear in QuickBase for the June release.

Show All Relationships in an App

Have you ever wanted a picture of the relationships in your app? Now you can get one. Just go to **App management > Show relationship diagram** in the QuickBase app settings.



In the diagram, each square represents a table in the app, and each arrow represents a relationship. The name of the reference field for a relationship is shown on the relationship arrow. Click a table to show some information about it in the dialog.

For example, in the image, the Projects and Contacts table are shown to be in a relationship. The Contacts table is the master table in the relationship, and the Projects table is the details table. *Customer Contact* is the reference field for this relationship.

What's Fixed in QuickBase?

We're continuing to focus on quality and have fixed a number of bugs in this release. All QuickBase releases include bug fixes from previous releases.

Issue ID	Description
QBE004860	Clicking Apply Changes when a large report was in Grid Edit mode removed pagination controls. This issue has been resolved.
QBE009149	The Search & Replace in Schema command did not find report group names assigned in the reports panel. This issue has been resolved.
QBE009963	Form rules that relied on a value in read-only reference proxy fields did not execute properly. This issue has been resolved.
QBE009968	Using Grid Edit to edit a report containing an Address field that was also a reference proxy caused an error to display. This issue has been resolved.
QBE009993	Attempting to print a Line or Bar chart using the Print button on the page bar displayed a blank screen and did not print the report. This issue has been resolved.
QBE010007	(<i>Internet Explorer</i>) Map reports did not show a pin for records that used special characters in the Address field used for the report. This issue has been resolved.

July 2015 Release Notes [\[return to top\]](#)

This document describes our July 12, 2015 QuickBase release.

Do you have an idea for improving QuickBase? You can share your suggestions by either clicking the orange **feedback** tab on the My Apps page, or visiting the Customer Feedback for Intuit QuickBase forum (<http://quickbase.uservoice.com>).

What's New in QuickBase?

This section describes the changes that appear in QuickBase for the July release.

Connect to other cloud apps using QuickBase Sync

Bring all the data you need into QuickBase to save time and make better decisions

QuickBase Sync, our new integration feature, enables you to connect to other cloud apps and services with just a few clicks and start syncing your data automatically. Now you can integrate QuickBase with popular cloud apps – without writing code.

Choose the fields you want to connect to your QuickBase app and create a new table of connected data from cloud apps like Salesforce.com, QuickBooks Online, and more. You can refresh your connected data automatically, based on a schedule that you set. You can also refresh your connected data manually, any time you choose.

Connecting other cloud apps to your QuickBase apps saves time, eliminates duplicate data entry, and provides insight across your business. With all of your data in QuickBase, you can use our interactive reporting, permission controls, workflow tracking, and easy customization to improve your workflows and gain new insight. You can even use new QuickBase chart types, like bubble, funnel, gauge, and more to visualize your combined data! When your business rules or data changes, you can modify your QuickBase integration without writing a single line of code.

For example, you might calculate project return on investment (ROI) by connecting QuickBooks Online Invoices & Expenses to projects you manage in QuickBase, or track programs and campaigns more efficiently by connecting your Salesforce.com Contacts with marketing programs that you manage in QuickBase.

Currently, you can connect to the following services:



QuickBase Sync is free to customers on our Premier, Platform and Unlimited plans.

How do I create a connected table?


In the QuickBase table bar, click **New Table** and then select **Using connected data**.



Create the table as usual – name it and choose an icon. Then select the service you want to connect to and enter the information required for QuickBase to connect to your data – usually your user name and password.

Choose from ready-to-use collections of the most commonly requested data sets from popular cloud apps, like QuickBooks Online and Salesforce.com. Know just what you want? You can select a table from your cloud app. Either way, we'll show you the available fields so you can connect just what you need.

If you'd like to, you can choose filters and set a refresh schedule. That's it – the home page of your new connected table displays. Connected tables are shown in the table bar with an identifying icon (see image).





Note: Whenever available, QuickBase Sync uses Open Authentication (OAuth) to securely access your data. OAuth is an industry standard that securely grants access to data, while protecting personal information such as your user name and password.

To get more information about QuickBase Sync:

- [See QuickBase Sync in action](#) (2:39) and learn how customers are already using QuickBase Sync to gain insight and improve workflows by connecting to their data in [Zendesk](#) and [QuickBooks Online](#).
- Ready to put QuickBase Sync to work in your business? Check out our [Getting Started Guide](#).
- Have questions about QuickBase Sync? We've got answers in our most [Frequently Asked Questions](#).
- Access our [online help](#) anytime. And be sure to let us know [what you think about QuickBase Sync](#)!

New chart types

Ready to start visualizing your data in a whole new way? We're happy to announce the following new chart types, as well as a number of enhancements to existing charts.

- Bubble
- Funnel
- Gauge
- Line and bar
- Scatter

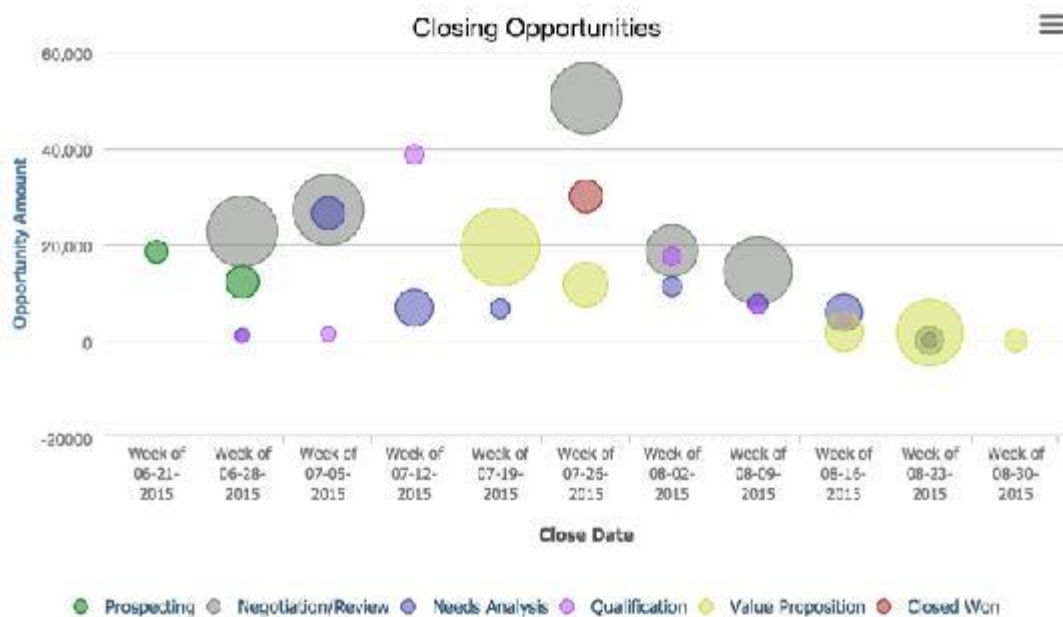
Like all QuickBase charts, these new chart types are interactive and work with dynamic filters. These new charts are also mobile-ready.

To create a new chart in your QuickBase app:

- 1.Open the table in the table bar, click **REPORTS & CHARTS** and then click **+ New**.
- 2.Select **Chart** and click **Create**.

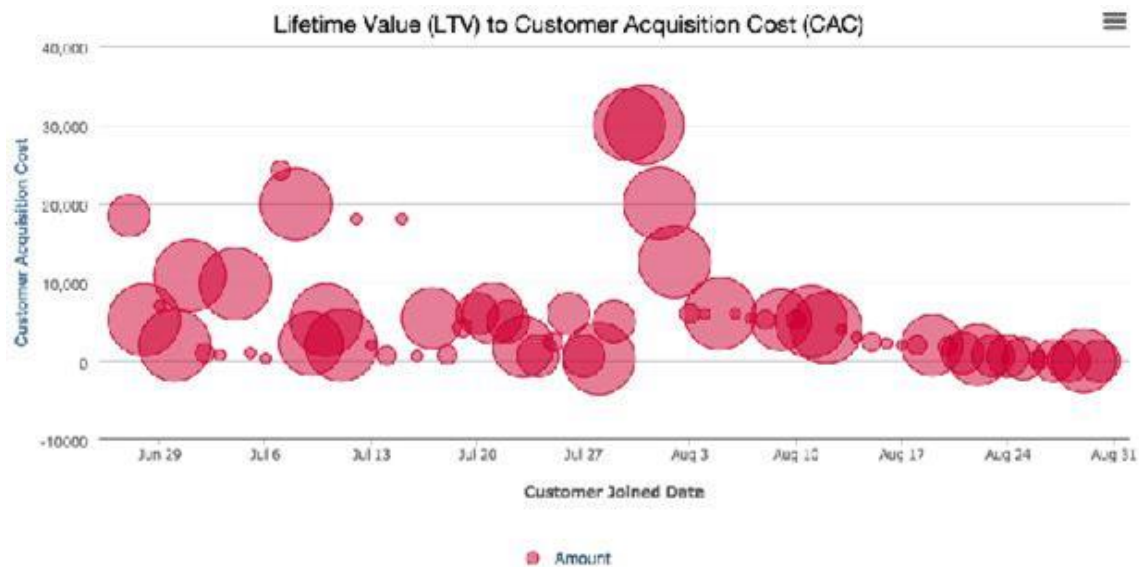
Bubble

Use a bubble chart to visualize three dimensions of data on a single chart. You can select a field that determines the size of the bubble. Bubbles vary in size according to the values in this field.



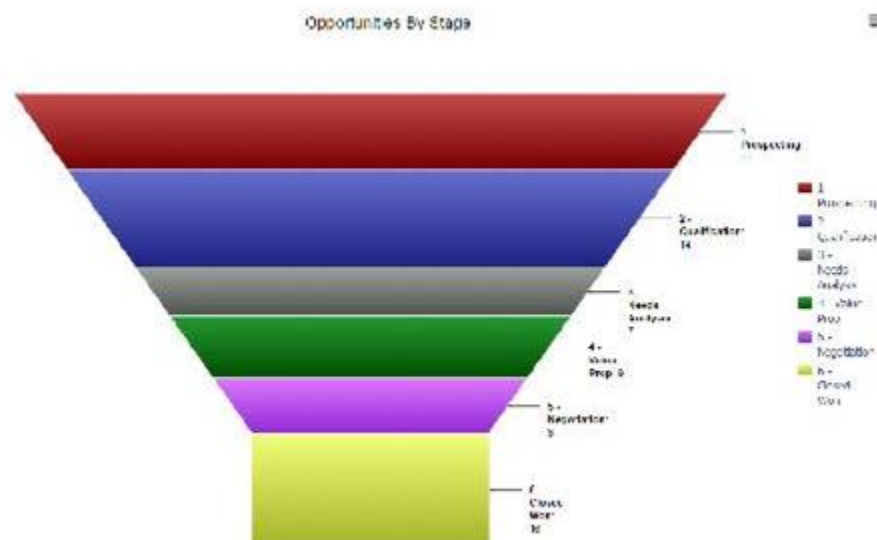
Bubble charts make it easy to show relationships among your data and convey a large amount of numeric information quickly— like prospective sales opportunities per week by dollar amount, probability of close, and stage in the sales cycle.

If you use QuickBase Sync to connect your financial data, you can see a new side of your customer base and your business economics. For example, visualize the cost of acquiring a customer to their lifetime value to understand how your economics are trending.



Funnel

Use a funnel chart to display progress through any process, for example, a sales pipeline or project development cycle. Using QuickBase Sync, you can connect to Salesforce.com and see your sales progress within your QuickBase app. By joining this information with other project management and financial data, you'll have a new view of your pipeline.



Tip: This funnel displays with 3D shading. App managers can enable 3D shading for all charts, instead of the flat default presentation for charts. To enable 3D shading, click **Branding** on the App Settings page and then select **Display 3D shading on charts**.



Gauge

Use a gauge chart to measure performance against a goal that you set, like number of sales opportunities or total annual sales.



You can set the number that the gauge starts at, often 0, and the goal — the number that indicates the gauge has reached 100% and is full.

You can define ranges at which the gauge displays in a different color. For example, you might choose red if the value is less than 50% of the goal, yellow if the value is 50-90% of the goal, and green if the value is greater than 90% of the goal that you set.

Line and bar

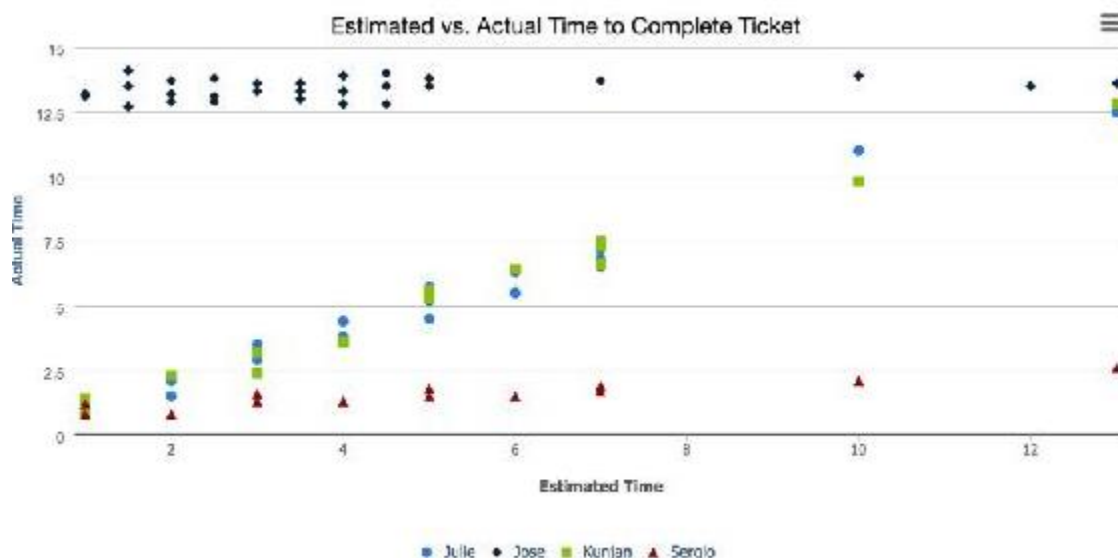
Use a line and bar chart to easily distinguish between line value and bar values. This is a quick way to visually compare data sets that have different value ranges, like project cost in the millions and project hours in the thousands.

Combining your sales opportunity data with your financial information gives a fresh view of profitability across your organization. And you can quickly spot areas where profitability has dipped, so you can dig in and address the problem.



Scatter

Use a scatter chart to show correlations and relationships within your data. Scatter charts make it easy to visualize how one data set (the x axis) affects the resulting data set (the y axis). For example, you could use a scatter chart to show how project cost affects return on investment (ROI).



Using QuickBase Sync, you can connect to your Customer Support information in Zendesk and visualize how your team members' actual ticket resolution times compare to estimated resolution times.

Chart enhancements


Add a goal line to bar charts

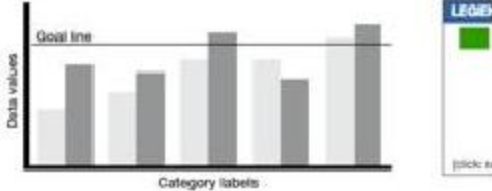
Add a goal line to bar and stacked bar charts to measure performance against a goal. You can set a goal line on new or existing bar and stacked bar charts.



To set a goal line, in the Chart Details area, enter the goal number. Optionally, add a label to display above the goal line.

Chart Details

Type:  Bar [Learn more about selecting a type](#)



Category labels on x axis

Sales Date: 1 Group By: Day: 1 Display From:

Axis label: Month

Data values on y axis

Profitability: 1 Summarize by: (summed): 1

Axis label: \$ Amount ☐ Logarithmic Scale

Goal line

Numerical goal: 70000


Goal label: Goal

New chart selector




When selecting a chart type in the Report Builder, icons and dividers now help you distinguish among chart types at a glance. Not sure which chart type is right for your data? Click [Learn more about selecting a type](#) (link active after the release) to find out.

 Stacked bar [Learn more about selecting a type](#)



Comparison

-  Bar
-  Stacked bar
-  Horizontal bar
-  Horizontal stacked bar


Trend

-  Line
-  Line and bar
-  Area


Ratio

-  Pie
-  Funnel

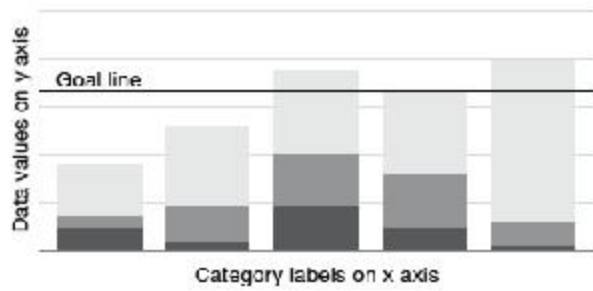
Relationship

-  Scatter
-  Bubble

Performance

-  Gauge

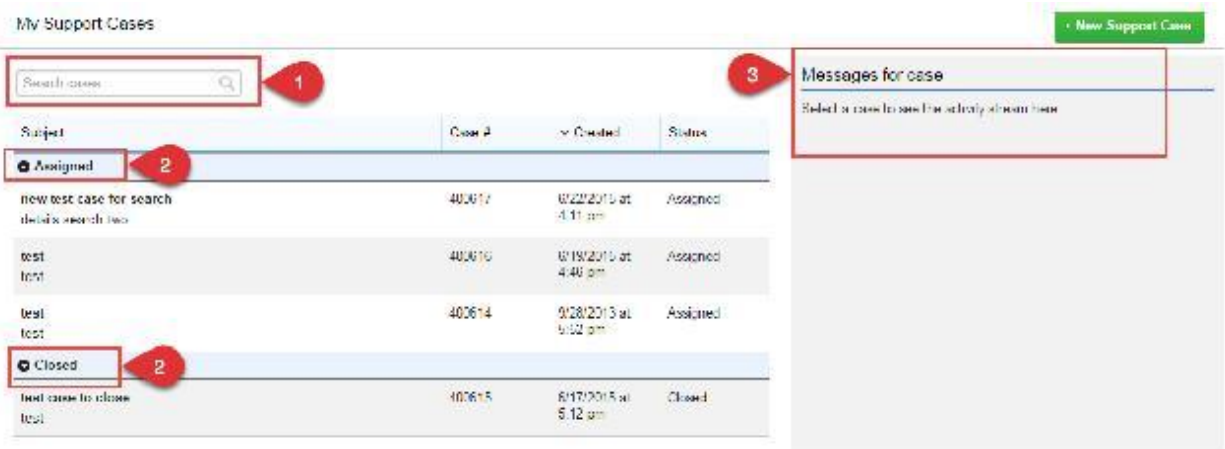
We've also refreshed chart images and made labels more consistent so you can define and customize charts quickly.



Other Enhancements

Improvements to My Support Cases

1. There is a new search box at the top of the list of cases. Searches look in case numbers, subjects, and details (but not activities) to find cases.
2. Cases are now grouped by status, and each group of cases is collapsible.
3. No case is chosen when you go to the My Support Cases page.



What's Fixed in QuickBase?

We're continuing to focus on quality and have fixed a number of bugs in this release. All QuickBase releases include bug fixes from previous releases.

Issue ID	Description
QBE000939	App managers with Guest approval status in a realm could remove their access to an app if they set the app to only allow access to Approved users. This issue has been resolved.
QBE004484	Formula – Date fields that relied on Date fields to calculate a value contained incorrect entries when dates were entered in any format other than MM-DD-YYYY (including dashes). This issue also affected Formula – Date/Time fields that relied on Date/Time fields. This issue has been resolved.
QBE005526	File Attachment fields could not be made read-only by form rules. This issue has been resolved.
QBE007568	When opening a form that was supposed to display multiple messages via form rules, only the first message displayed. This issue has been resolved.

QBE009168	Dynamic filters set on Summary reports did not appear when the report was customized or saved. This issue has been resolved.
QBE009453	When QuickBase saved a change to a Date/Time field with a time that included seconds and "PM", the seconds portion was not saved and the "PM" was changed to "AM". This issue has been resolved.
QBE009795	(<i>Internet Explorer 11</i>) Users could not create recurring records using the Make Recurring... link because the popup dialog used to enter information about the recurrence was blank. This issue has been resolved.
QBE009887	Dynamic filters set on grouped table reports showing only a summary table were not saved when the report was saved. This issue has been resolved.
QBE009979	Embedded editable reports based on a Report Link that showed records from a "grandchild table" did not allow records to be added. (A "grandchild table" is related to the child table in a relationship; see image for an example.) This issue has been resolved.
QBE010027	App admins attempting to grant permission to access an app were shown an Invalid Application error if the request came from a user who requested it after encountering an error attempting to view a file. This issue has been resolved.

August 2015 Release Notes [\[return to top\]](#)

This document describes our August 9, 2015 QuickBase release.

Do you have an idea for improving QuickBase? You can share your suggestions by either clicking the orange **feedback** tab on the My Apps page, or visiting the Customer Feedback for Intuit QuickBase forum (<http://quickbase.uservoice.com>).

What's Fixed in QuickBase?

We're continuing to focus on quality and have fixed a number of bugs in this release. All QuickBase releases include bug fixes from previous releases.

Issue ID	Description
QBE002036	Tabbing through the fields presented when creating a table from scratch using the "Spreadsheet" method caused the row containing field names to be incorrectly labeled as <i>Record #1</i> . This issue has been resolved.
QBE004915	The error message shown when a report subscription took too long to generate was confusing. The message has been edited to recommend actions that will resolve the error.
QBE005650	Create permissions in the master table of a cross-app relationship must be granted to individual users (not just to a group including the user) so that those users can add a new choice to a dropdown list of master records when editing a detail record. This behavior has not changed, but it has been clarified in the online help.
QBE006163	Pressing Enter (instead of clicking Create Group) on the New Group dialog did not return to the original calling page. This issue has been resolved.

QBE008695	There is now an Apply Changes button available when editing Rich Text pages and Code pages to save your work without exiting the editor.
QBE008759	When customizing an embedded report on a form, clicking the Cancel button did not work. This issue has been resolved.
QBE009773	Form rules that compared a Numeric field against a blank value behaved differently in View and Edit modes. This issue has been resolved.
QBE010002	Category labels overlapped in horizontal bar charts with many data points. This issue has been resolved in the standard chart display.
QBE010091	A form rule that made a Text – Multi-line field read-only also removed any line breaks in the field value. This issue has been resolved.
QBE010105	A set of form rules that made a File Attachment field read-only when the record was saved were causing the contents of the File Attachment field to be removed. This issue has been resolved.
QBE010112	When a form rule was used to compare a value in a Date field set to Show the day of the week that was also a lookup field, to a value in a Date field using <i>is equal to</i> , <i>is on or before</i> , or <i>is before</i> , the form rule's action did not fire. This issue has been resolved.

September 2015 Release Notes [\[return to top\]](#)

This document describes our September 13, 2015 QuickBase release.

Do you have an idea for improving QuickBase? You can share your suggestions by either clicking the orange **feedback** tab on the My Apps page, or visiting the Customer Feedback for Intuit QuickBase forum (<http://quickbase.uservoice.com>).

What's New in QuickBase?

This section describes the changes that appear in QuickBase for the September release.

Address Field & Map Report Enhancements

- There is a new form element property for Address fields that hides the map normally displayed along with an Address field. This property defaults to unselected. (QBE009598)

Field: Address

Properties

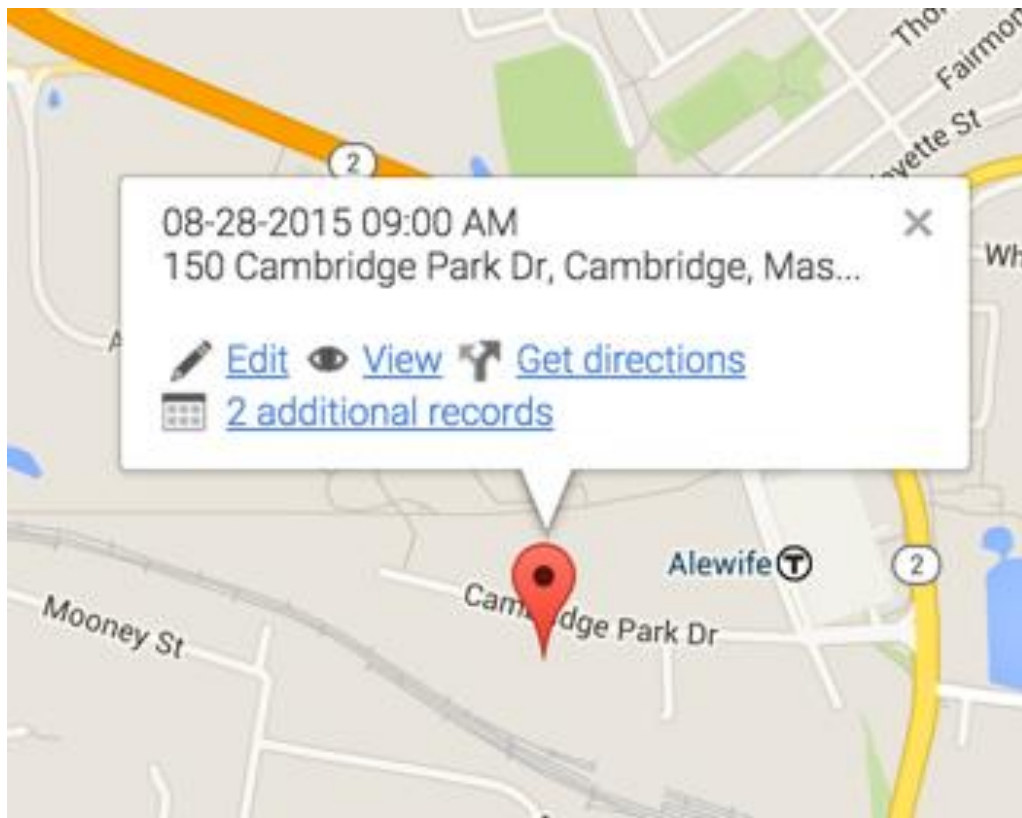
Field type: Address

- ☐ Use Alternate Label Text
- ☐ Read-only (even when used for data-entry)
- ☐ Required (when used for data-entry using this form)
- ☐ Hide Map

Display when this form is used for:

edit, add or view

- The map report now contains an enhanced popup for addresses with more than one associated record. (QBE009905)



Charting Enhancements

- Bar and pie charts may now be sorted by labels or by values.
- There is a new **Sorting** section for charts in the Report Builder. This section takes the place of the individual **Display from** fields. This section will also show Series Direction if you choose a field for the chart series.

Sorting

Sort by

☐ Labels - Market Share

☒ Values - Sales (sum)

Direction

☒ Low to High

☐ High to Low

- The chart legend has new default colors. These colors will appear on new reports. Existing reports will not be changed. The color chooser is now the same as the one used to choose branding colors for the app.

Legend



Market Share (sum)



Sales (sum)



<Calculated Column> (sum)



- There are now 16 unique colors in a chart's series. (QBE009775)

Report Builder Enhancements

- Choosing **Save > Save as** now appends *copy* to the report name.
- Report names are now checked for duplicates, and duplicate report names are not allowed.

- There is now inline validation and error reporting for fields in the Report Builder.

Basics

Type	Chart
Name	Open Projects by Company (Chart)
	That name already exists.
Description	My Description

Copy Form Rules

You can now copy a form rule.

Elements
Properties
Dynamic Form Rules

Add New Rule
Move Up
Move Down
Insert
Delete
Enable/Disable
Copy Rule

#	Rule
1	When the record is saved, change Product to QuickBase

Changes to Add Record button behavior

The mobile site now respects the button setting *Return to this page* when adding a new record from an app home page. In this case, it will redirect to the home page after saving the record, as the desktop site does. (QBE010153)

What's Fixed in QuickBase?

We're continuing to focus on quality and have fixed a number of bugs in this release. All QuickBase releases include bug fixes from previous releases.

Issue ID	Description
QBE001470	Using a Date field as the series in a chart caused a "Too Many Legend Values" error message, and the field could not be grouped by anything other than <i>Day</i> , even if that grouping would reduce the number of legend values. This issue has been resolved.
QBE001631	Pie charts that used a calculated column as a filter did not display colors in the Legend area while customizing the report. This issue has been resolved.
QBE004139	When the account's properties did not allow external email to be sent, and someone attempted to send email to a group, QuickBase displayed an error about emailing verified users only, even if all members of the group were verified users. This issue has been resolved.
QBE004520	An outdated message appeared when using the New table based on this column command to convert a field to a new table, if that field had been used in dynamic form rules. This issue has been resolved.
QBE009488	Category labels and Data values headings on horizontal and stacked horizontal bar charts referred to the wrong axes. This issue has been resolved.
QBE009719	Creating an app from scratch using the Spreadsheet method didn't create a default home page for the new app. This issue has been resolved.

QBE009813	When choosing Custom columns for a timeline report, changes to the list of columns were not saved. This issue has been resolved.
QBE010092	When a dynamic form rule was used to display a message, and the field referenced in the rule was also referenced in a Formula field, the message displayed twice. This issue has been resolved.
QBE010120	Numeric - Percent fields did not display correctly on a gauge chart. This issue has been resolved.
QBE010122	For all chart types except the pie chart, the maximum number of legend values was not specified in the "Too Many Legend Values" error message. This issue has been resolved.
QBE010158	The sample response shown in the API_DoQuery documentation differed from the actual response value. This issue has been resolved.
QBE010164	A form on the mobile site became unresponsive due to a JavaScript error when a form rule set a read-only field to be required. This issue has been resolved.
QBE010165	Form rules did not work on the mobile site when the user's role had Custom Rule set for modify record permissions. This issue has been resolved.
QBE010168	The ampersand (&) character appeared as <i>&amp;</i> in form rules. This issue has been resolved.
QBE010169	File Attachments compared to a blank value using a dynamic form rule produced inconsistent behavior; the rule was applied when the record was viewed but not when it was edited. This issue has been resolved.

QBE010171	The cursor did not automatically appear in the data entry field when a report configured to <i><ask the user></i> displayed. This issue has been resolved.
QBE010172	Charts did not display the last zero for Numeric fields with decimal places. This issue has been resolved.
QBE010177	If the number format for an app was set to "12.345.678,00" or "1.23.45.678,00", chart reports did not show any values on the Y axis. This issue has been resolved.
QBE010192	If the number format for an app used a period as the thousands separator, scatter, line/bar, and bubble charts would truncate the charted values just before the second period in the number. This issue has been resolved.

October 2015 Release Notes [\[return to top\]](#)

This article describes our October 25, 2015 QuickBase release.

Do you have an idea for improving QuickBase? You can share your suggestions by either clicking the orange **feedback** tab on the My Apps page, or visiting the Customer Feedback for Intuit QuickBase forum (<http://quickbase.uservoice.com>).

What's New in QuickBase?

This section describes the changes that appear in QuickBase for the October release.

Streamlined password reset flow

We've made the requirement to answer a security question during password reset optional. This behavior is controlled via a new account property: **Require Security Question**. Realms also have a new password policy setting to require a security question and answer for all accounts in the realm. As of the October 2015 release, this property is turned **off** for all accounts and realms, and account admins have been notified of the change.

If you would like to continue requiring your users to answer a security question during password reset, turn the property on by selecting the checkbox and saving the change. Note that only billing account administrators may edit QuickBase account properties.

Dynamic goals for gauge charts

You can now choose a field or calculated column to be the goal on a gauge chart. Just choose a **Goal type** of *Data value* to display a dropdown of possible goal choices. Values for the field are summed or averaged to arrive at a value for the goal.

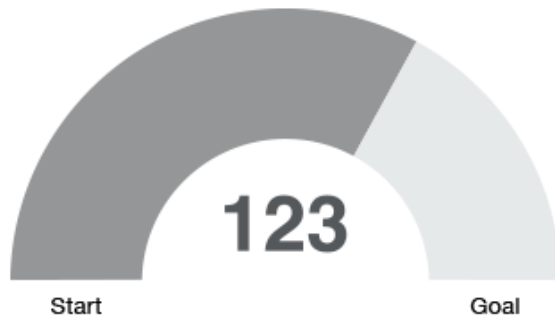
Chart Details

Type



Gauge

[Learn more about chart types](#)



Range Legend



Low



Medium



High

What does the gauge measure?

Estimated Hours

Summarize by: (summed)

Axis label

Estimated hours

Gauge limits

Start at

0

Goal type

Data value

Goal

Actual Hours

Summarize by: (summed)

The goal will be the total of all the values in the field you choose

Export users from an app

Now you can export all user data from an app by clicking the **Export All Users** button on the Manage Users page. QuickBase saves the list of users in the app to a CSV file.

Edit which roles may view reports

When customizing a common (shared) report, you can now change which roles are allowed to view the report. Previously those settings were only available while you were creating a report.

Increased goal limit for gauge charts

The upper limit for the goal on gauge charts is now 9,999,999,999. (QBE010248)

What's Fixed in QuickBase?

We're continuing to focus on quality and have fixed a number of bugs in this release. All QuickBase releases include bug fixes from previous releases.

Issue ID	Description
QBE003284	If you had access to the child app but not the master app in a cross-app relationship, choosing next>>> to see more choices for reference proxy field values caused an "Access Denied" error message. This issue has been resolved.
QBE004887	Invalid entries in Time of Day fields were saved as blank. This issue has been resolved, and the validity of data in Time of Day fields is now checked when adding or editing a record.
QBE005149	A field hidden via form rule was visible (and blank) in email notifications unless it was the only field in its section. This issue has been resolved.
QBE005737	Invalid entries in Date and Date/Time fields were saved as 1/1/1970. This issue has been resolved, and the validity of data in these field types is now checked when adding or editing a record.
QBE009829	Deleting a file attachment from a record removed all revisions of the file listed on the Manage File Attachments page. This issue has been resolved.
QBE010210	(Google Chrome) Choosing New table based on this field in a report caused QuickBase to display a "Building display..." message but the operation never completed. This issue has been resolved.

QBE010229	<p>The online help was changed to emphasize the fact that sending Open email notifications to an email addresses in a field has an unexpected effect when multiple records change. In this case, all changed records are sent to all email addresses in all the changed records.</p>
QBE010242	<p>(<i>Internet Explorer 9, 10, and 11</i>) The Copy rule button copied the selected form rule, but displayed an incorrect error message. This issue has been resolved.</p>

November 2015 Release Notes [\[return to top\]](#)

This article describes our November 15, 2015 QuickBase release.

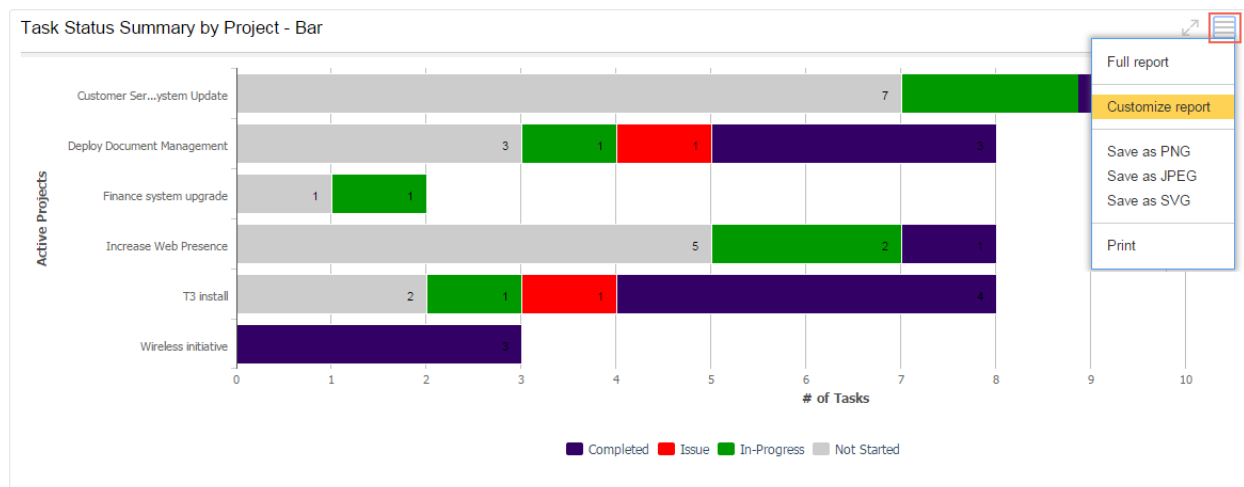
Do you have an idea for improving QuickBase? You can share your suggestions by either clicking the orange **feedback** tab on the My Apps page, or visiting the Customer Feedback for Intuit QuickBase forum (<http://quickbase.uservoice.com>).

What's New in QuickBase?

This section describes the changes that appear in QuickBase for the November release.

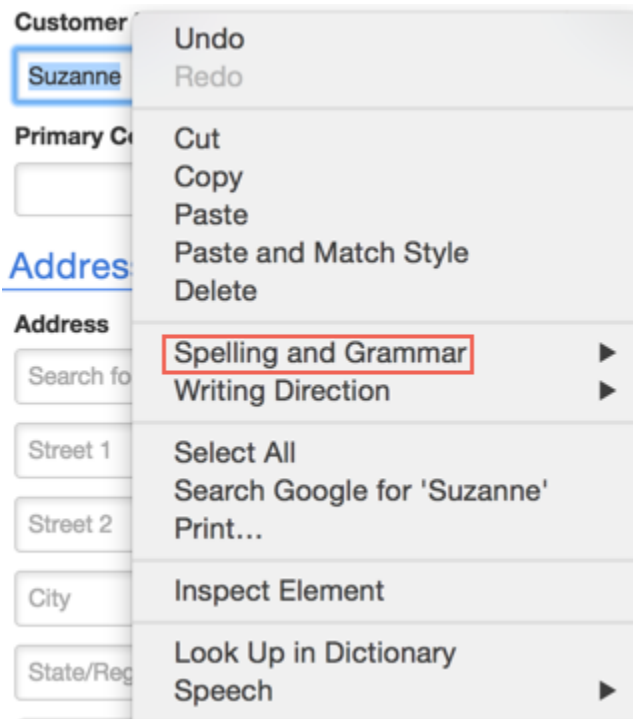
Customize a report or chart from the home page

You can now customize a report or chart directly from the home page. Hover over the report or chart to display the options menu in the upper right. Click the menu icon and select **Customize report** from the menu.

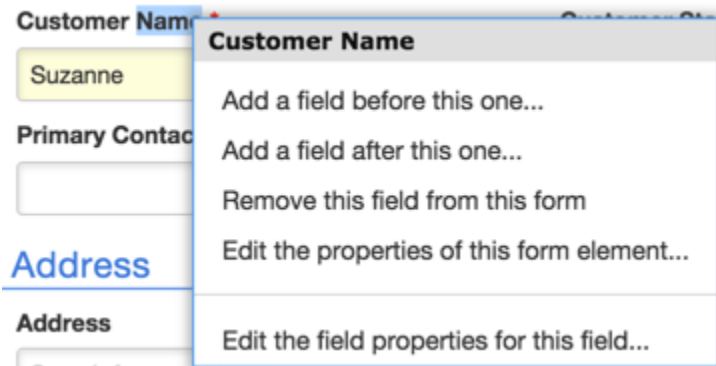


Access the browser context menu when adding and editing in forms

When adding and editing in forms, all users can now right-click in the field to access the browser's context menu. For example, right-click in an input box and spell check the contents.



Admins can right-click an area *outside* of a field to access the QuickBase-specific context menu. This menu includes options to add and remove fields, and edit field and form properties.



What's Fixed in QuickBase?

We're continuing to focus on quality and have fixed a number of bugs in this release. All QuickBase releases include bug fixes from previous releases.

Issue ID	Description
QBE010113	Reference fields were visible to users in roles with Custom Field Access set to None when sorting and grouping a table or adding a column. (QuickBase did not display the report when the restricted field was chosen.) This issue has been resolved.
QBE010266	When a field name containing an ampersand (&) or an apostrophe (') was added to a report using Add a column or New table based on this column only, HTML values displayed. This issue has been resolved.
QBE010279	<i>(mobile site)</i> There were intermittent issues when scrolling forms and displaying menus on iOS 9 devices. This has been resolved.
QBE010289	When a field used for a chart series in a scatter or bubble chart was deleted, the chart did not render. This issue has been resolved.
QBE010298	On Map reports, if both a filter and a dynamic filter were applied in the Report Builder, the map pins did not display details. This issue has been resolved.
QBE010299	On forms with editable embedded reports, the "Saving..." message was hidden too quickly. In some cases, this allowed a user to click Save multiple times and create duplicate records. This issue has been resolved.

December 2015 Release Notes [\[return to top\]](#)

This article describes our December 13, 2015 QuickBase release.

Do you have an idea for improving QuickBase? You can share your suggestions by either clicking the orange **feedback** tab on the My Apps page, or visiting the Customer Feedback for Intuit QuickBase forum (<http://quickbase.uservoice.com>).

What's New in QuickBase?

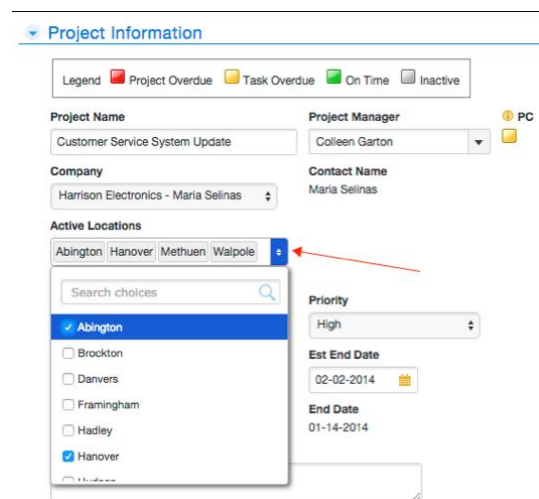
This section describes the changes that appear in QuickBase for the December release.

Multi-select Text field type

You asked – we responded! QuickBase now has a new field type called Multi-select Text, which allows app users to choose up to 20 text values from the field.

If you've been using multiple checkboxes or other fields to record values that should really appear in one field, you can now use Multi-select Text fields to simplify your app.

Multi-select Text field when editing a record



Project Information

Legend ☒ Project Overdue ☐ Task Overdue ☒ On Time ☐ Inactive

Project Name: Customer Service System Update

Project Manager: Colleen Garton

Company: Harrison Electronics - Maria Selinas

Contact Name: Maria Selinas

Active Locations: Abington Hanover Methuen Walpole

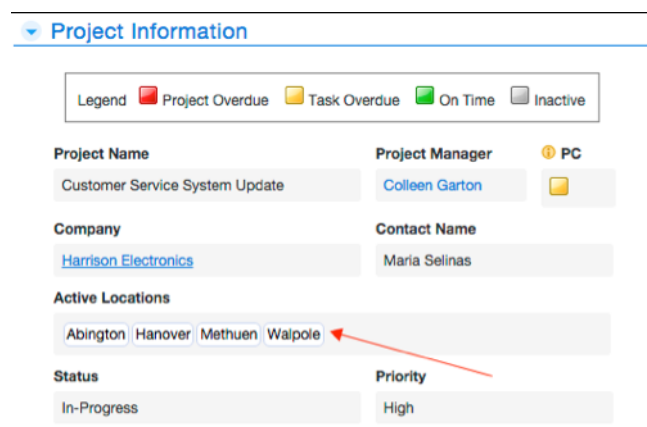
Search choices: Abington Brockton Danvers Framingham Hadley Hanover

Priority: High

Est End Date: 02-02-2014

End Date: 01-14-2014

Multi-select Text field when viewing a record



Project Information

Legend ☒ Project Overdue ☐ Task Overdue ☒ On Time ☐ Inactive

Project Name: Customer Service System Update

Project Manager: Colleen Garton

Company: Harrison Electronics

Contact Name: Maria Selinas

Active Locations: Abington Hanover Methuen Walpole

Status: In-Progress

Priority: High

In the Multi-select Text field properties, you can define up to 50 items to choose from. Items are limited to 40 characters each.

Multi-select Text fields can't be set up to use values from another table, or used as conditional dropdowns, summary fields, or key fields.

List – User field enhancements

List – User dropdowns appearing in filters, form rules, and Grid Edit mode have been updated visually, and now resemble the Multi-select Text dropdown.

App users can now choose up to 20 people from these fields.

Export All Users enhancements

When you **Export All Users**, the .CSV export file now includes group members as well as group names. Note that email domain groups, like *@mycompany.com*, are not expanded in this way. (QBE10297)

Account and app admins can see user names and email addresses for all the users who have access to their apps by exporting all users. Email addresses for all exported users are included in the .CSV file, even if they display as *Private* on the Manage Users page. (QBE10329)

Print real-time changes to reports

When you add or remove a column from a report, you can now print the modified report before saving it. (QBE10267)

Support for Internet Explorer 8 to end in January

QuickBase is ending support for Internet Explorer 8 as of **January 12, 2016**, the same day that Microsoft is ending support for this browser version.

- **What does this mean for me?** QuickBase features that work today won't just stop working on January 12, but the lack of support means that some current QuickBase features and any new features we release may not work properly in Internet Explorer 8.
- **Can I keep using Internet Explorer 8?** We don't recommend keeping Internet Explorer 8 as a long-term solution. When we end support for a browser version, it means that issues related to that version won't be escalated to development or handled by our support team.

What's Fixed in QuickBase?

We're continuing to focus on quality and have fixed a number of bugs in this release. All QuickBase releases include bug fixes from previous releases.

Issue ID	Description
QBE008870	Form rules that compared Date/Time fields against a <i>value + x days</i> were not triggered as expected. This issue has been resolved.
QBE009333	<p>When performing an import of child records using the Import button created via the CopyMasterDetail wizard, if a role didn't have add rights to the parent table, an error occurred. This issue has been resolved.</p> <p>Note: Copy buttons that copy both the parent and children still require add rights for the parent table.</p>
QBE009395	When the Users with Access list was exported, it included a date format that Excel did not recognize. This issue has been resolved.
QBE009923	If a user profile included a comma in the user name, the user was assigned to an <i>undefined</i> role when added to an application. This issue has been resolved.
QBE009941	When editing a record in which two fields associated with a conditional drop-down were blank, users could leave the primary dropdown blank and select an option from the dependent dropdown. This issue has been resolved.
QBE010222	If a Label or the chart Name contained an ampersand (&), the ampersand displayed as <i>&amp;</i> ; when the chart was saved in JPG, PNG, or SVG format. This issue has been resolved.
QBE010307	When editing a record, form rules that changed a Date, Date/Time, or Time of Day field to blank displayed the value <i>undefined</i> , rather than blank. This issue has been resolved.
QBE010319	When a value of <i>P.M.</i> or <i>p.m.</i> was entered into a Time of Day field, it was converted to AM. This issue has been resolved.

QBE010335

When creating a calendar report, if *A specific month* was selected in **Initial month to display** field, the user could not choose a year beyond 2015. This issue has been resolved.